

# MRT-X *EASY*

TECHNICAL DATA SHEET

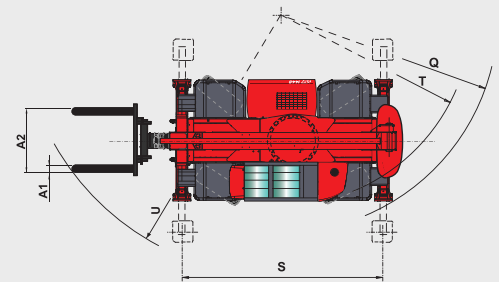
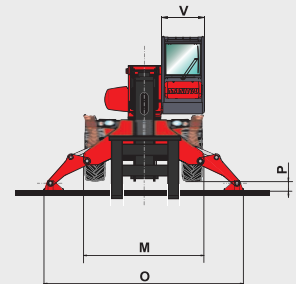
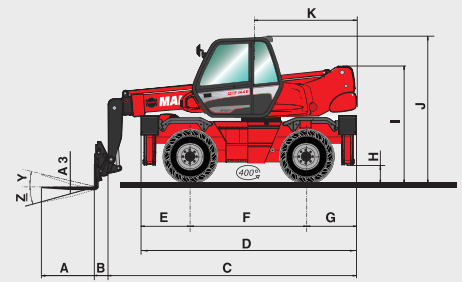


# Choice of 3 models



# MRT-X EASY

	MRT-X 1440	MRT-X 1640	MRT-X 1840
<b>Lifting capacity</b> (on stabilizers) at 500 mm from forks heels	4000 kg		
<b>Lifting height</b>	13.80 m	15.80 m	17.90 m
<b>Tyres</b>	400/70 - 20 14 PR		
<b>Forks (mm)</b> Length x width x thickness	1200 x 125 x 50		
<b>Braking</b>	multiple-disc brakes hydraulically assisted on front axles		
<b>Service brake</b>	multiple-disc brakes hydraulically assisted on front axles		
<b>Parking brake</b>	negative		
<b>PERKINS STAGE III A engine</b>	1104D-44T		
Capacity	4 cyl. - 4400 cm <sup>3</sup>		
Power at 2200 rpm (ISO/TR 14396)	101 HP/74.5 kW		
Max. torque at 1400 rpm (ISO/TR 14396)	392 Nm		
Injection	direct		
Cooling	water		
<b>Transmission</b>	hydrostatic with automatic power regulation (variable displacement pump and motor) with control inching		
Reversing shift	electromagnetic		
Number of gears (forward/reverse)	2/2		
Max. travel speed	32 kph		
<b>Rear axle</b>	automatic rear axle locking system at a rotation		
<b>4 stabilizers</b>	simultaneous or individually controlled		
<b>Rotation through 400°</b> (Optional 360° continuous rotation)	turret mounted on a double slew ring slewing system with negative brake		
<b>Hydraulics</b>	2 pumps gear type 115 l/min - 270 bar		
<b>Control</b>	2 electro proportional control joysticks for all hydraulic movements		
<b>Capacities</b>			
Cooling system	25 l		
Engine oil	8.10 l		
Hydraulic oil	150 l		
Fuel tank	130 l		
<b>Unladen weight</b> (with forks)	12490 kg	13000 kg	13300 kg
<b>Width overall</b>	2.40 m		
<b>Height overall</b>	2.97 m		
<b>Length</b> (forks carriage)	5.35 m	6.36 m	5.54 m
<b>Ground clearance</b>	0.34 m		
<b>Drawbar pull</b>	8600 daN		
<b>Noise and vibration</b>			
<b>Noise at driving position</b> (LpA)	79.7 dB		
<b>Environmental noise</b> (LwA)	104 dB		
<b>Vibration to whole hand/arm</b>	< 2.5 m/s <sup>2</sup>		
<b>Safety</b>	standard load moment indicator (mobile crane standards)		




mm	MRT-X 1440	MRT-X 1640	MRT-X 1840
A		1200	
A1		125	
A2		1320	
A3		50	
B		290	
C	5060	6075	5255
D		4350	
E		1015	
F		2320	
G		1015	
H		340	
I		2375	
J		2970	
K	2040		2485
M		2400	
O		3975	
P		160	
Q		3900	
S		4000	
T		3600	
U	5250	5520	5235
V		950	
Y		12°	
Z		105°	

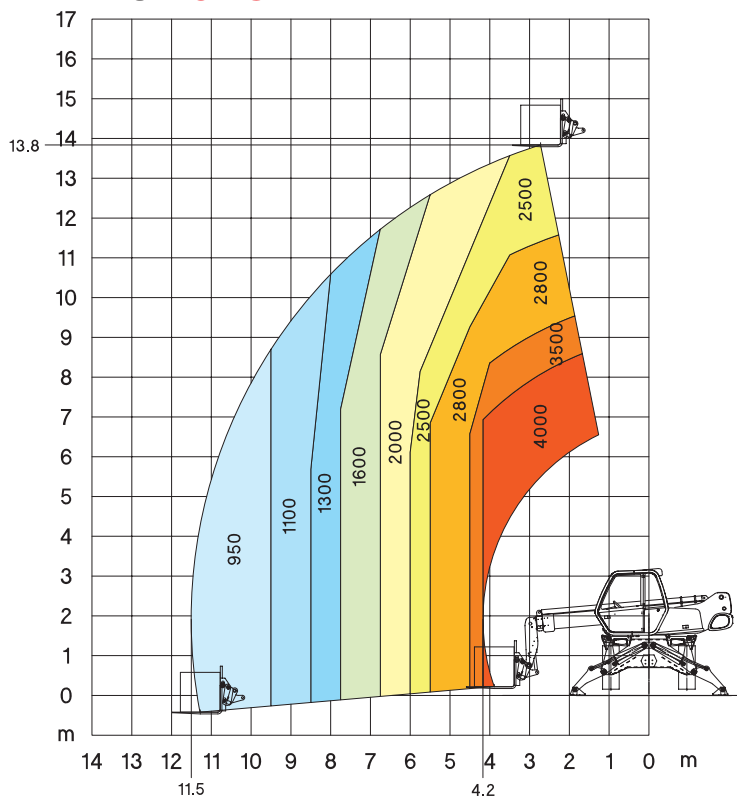


# MRT-X 1440

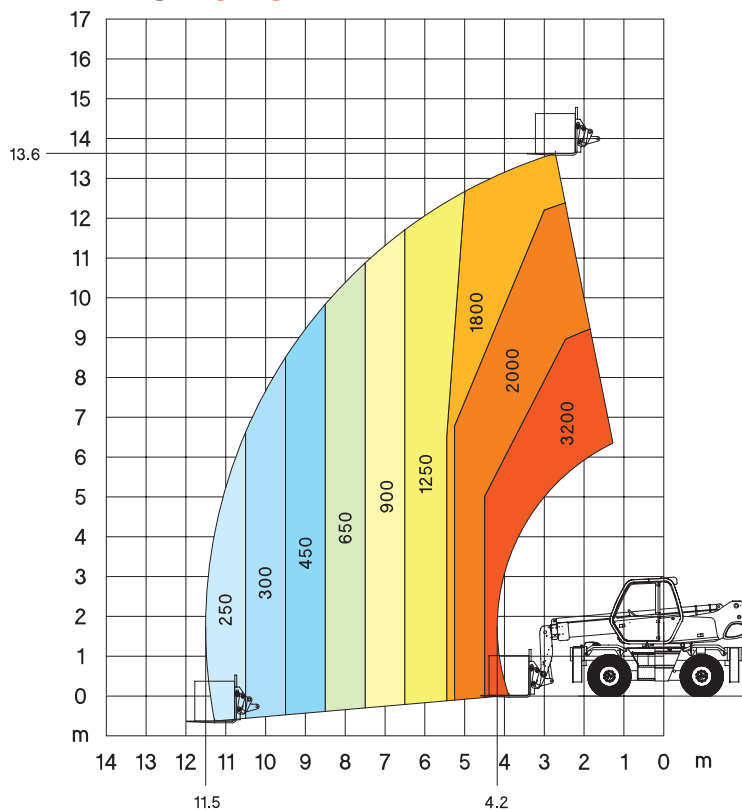
# Crane //



**Rotation on stabilizers  
with forks**




**Frontal on tyre  
with forks**

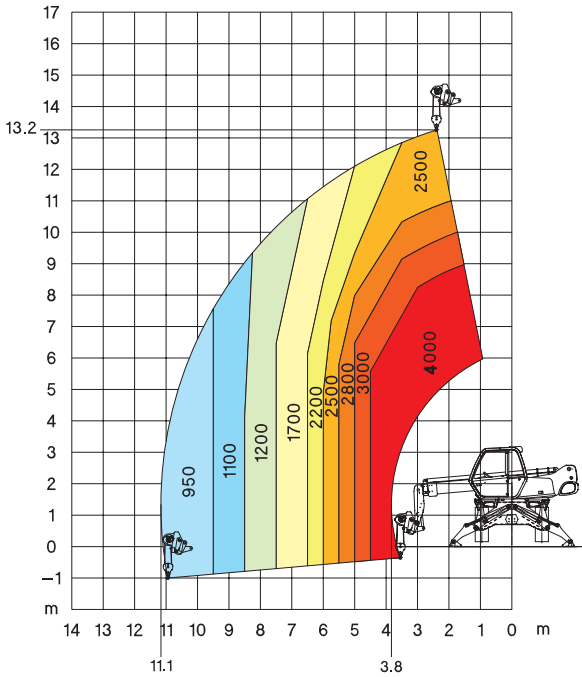




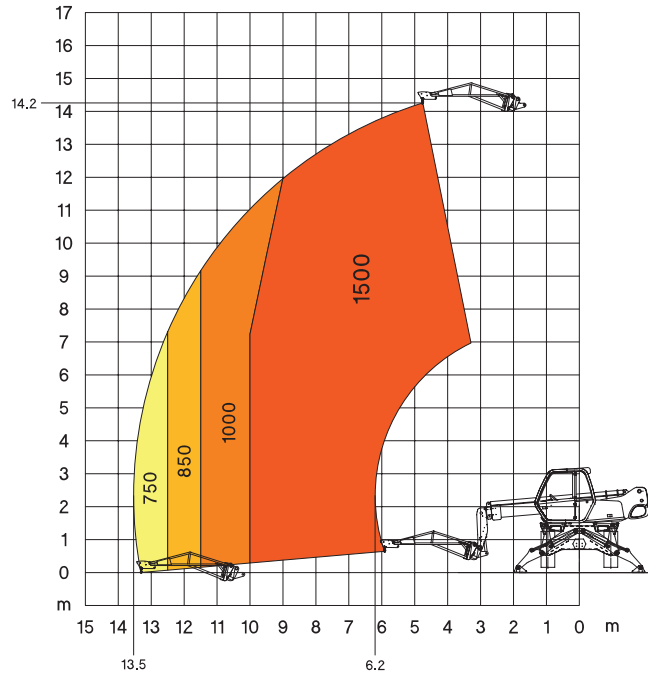
# Telehandler // Platform



**Rotation on stabilizers  
with 4000 kg winch**

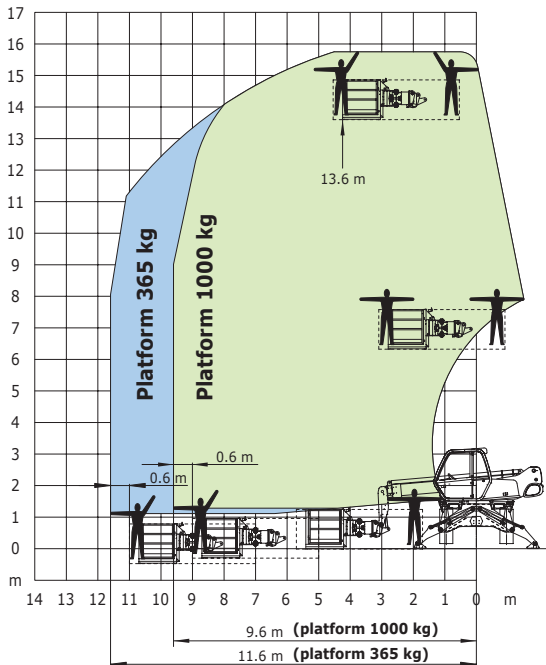


**Rotation on stabilizers  
with 1500 kg jib**

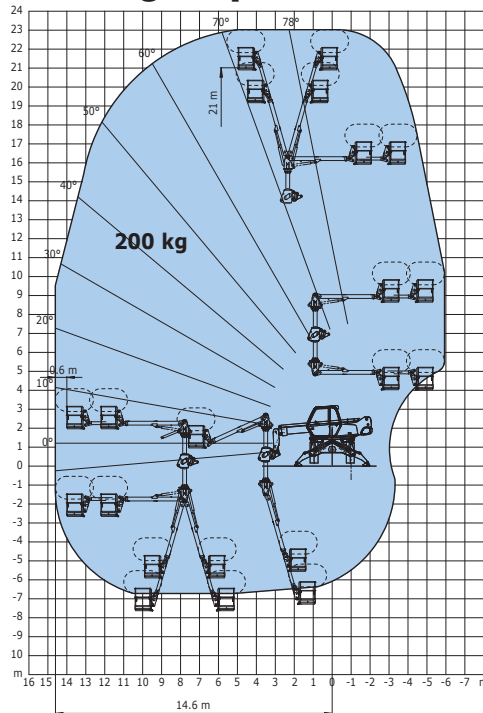


**Rotation on stabilizers  
with 365/1000 kg platform  
2.25 / 4 m - 3 persons**

**Platform 365 kg and 1000 kg**




**Rotation on stabilizers  
with Aerial platform jib 2  
200 kg - 2 persons**



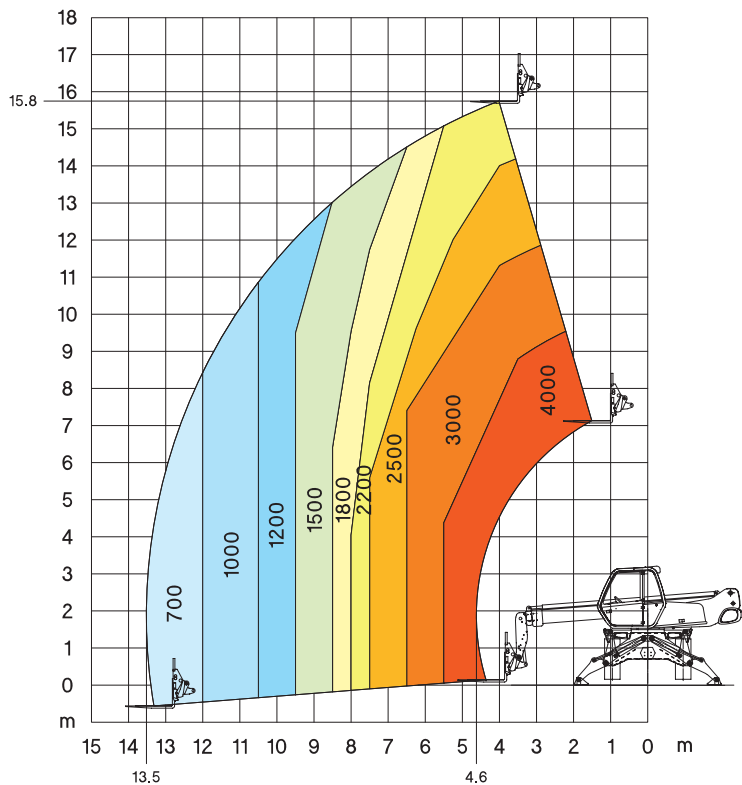
WRTX 1440

# MRT-X 1640

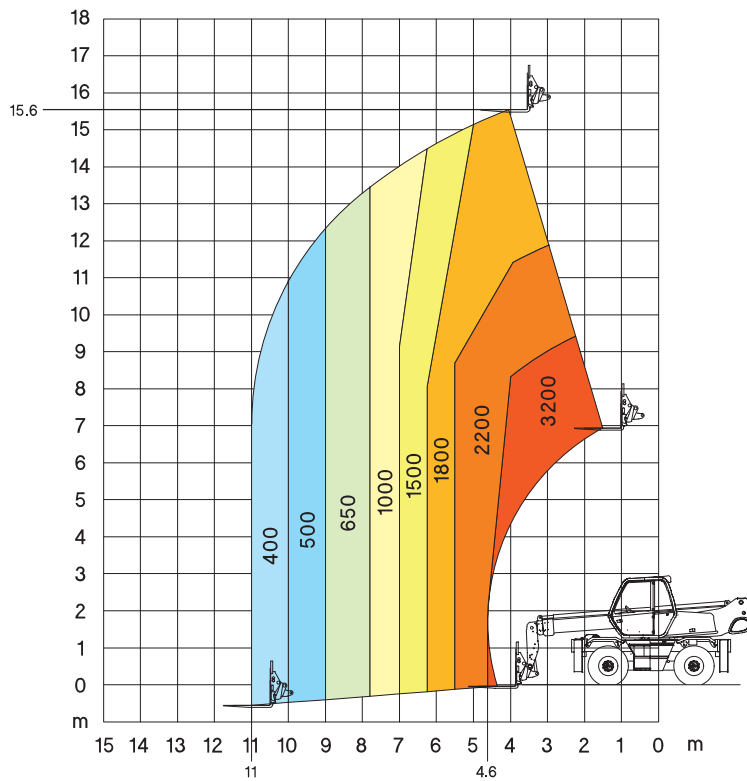
# Crane




Rotation on stabilizers  
with forks



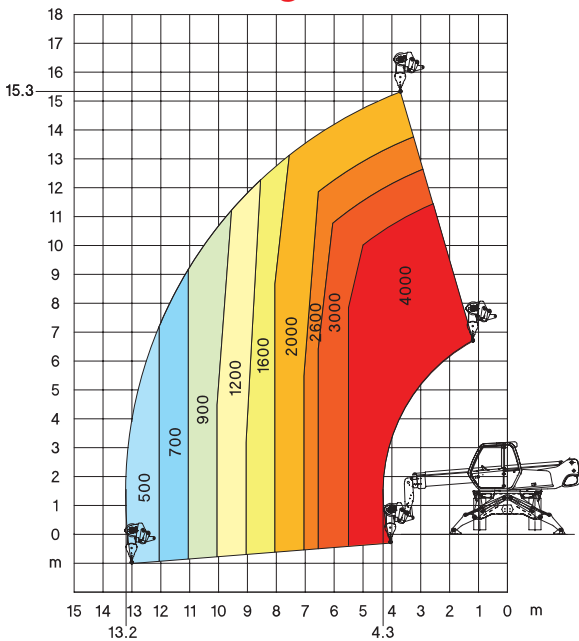
Frontal on tyre  
with forks



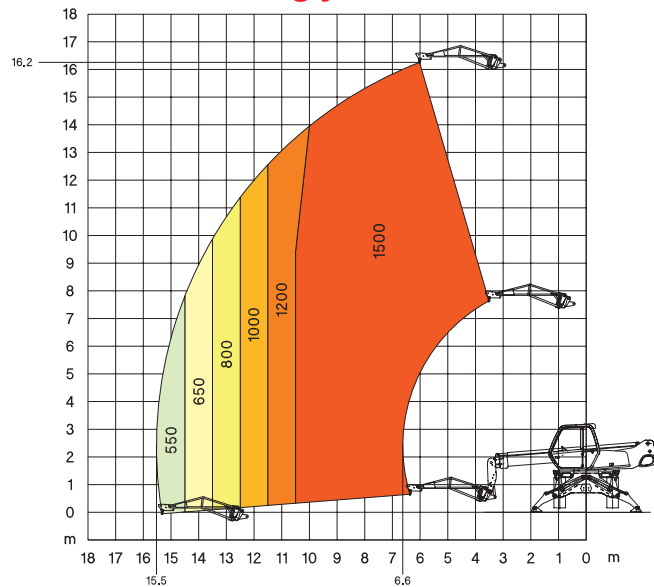
# Telehandler // Platform



**Rotation on stabilizers  
with 4000 kg winch**

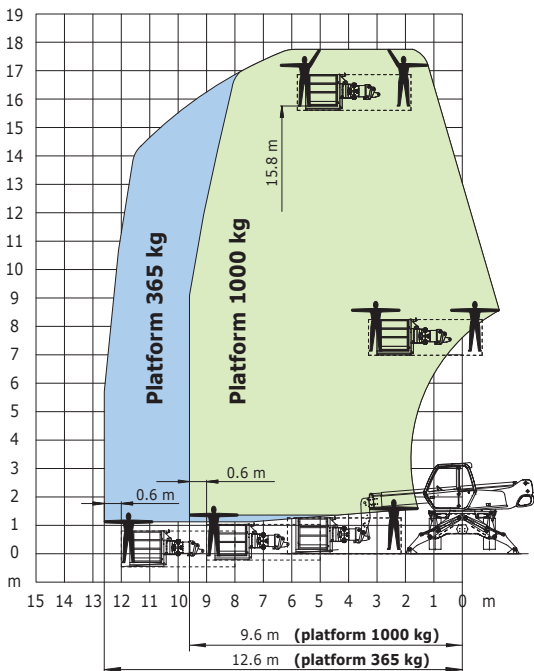


**Rotation on stabilizers  
with 1500 kg jib**

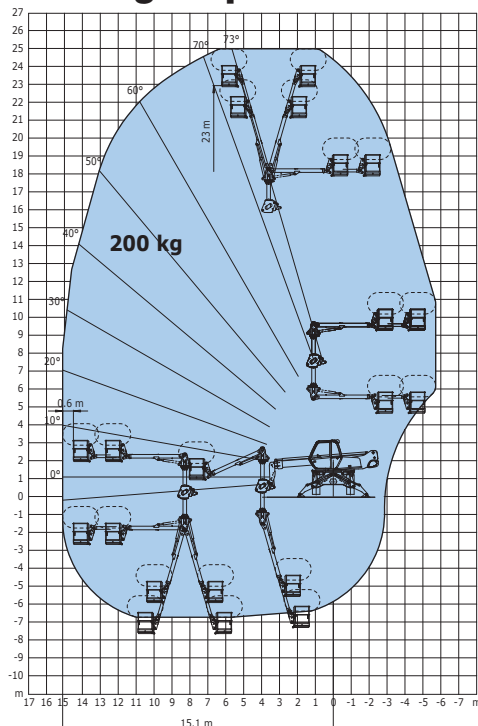


**Rotation on stabilizers  
with 365/1000 kg platform  
2.25 / 4 m - 3 persons**

**Platform 365 kg and 1000 kg**




**Rotation on stabilizers  
with Aerial platform jib 2  
200 kg - 2 persons**



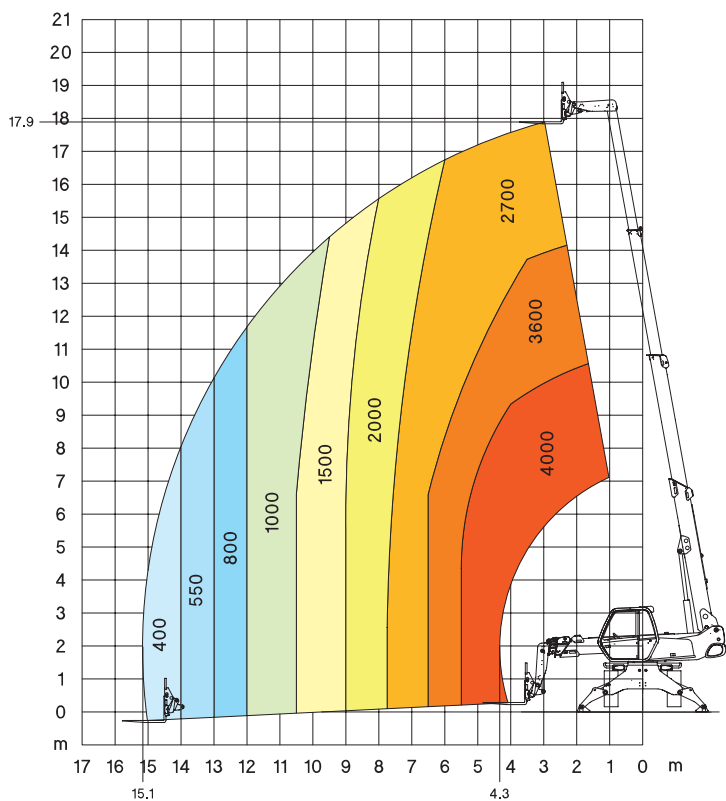
WRT-X 1640

# MRT-X 1840

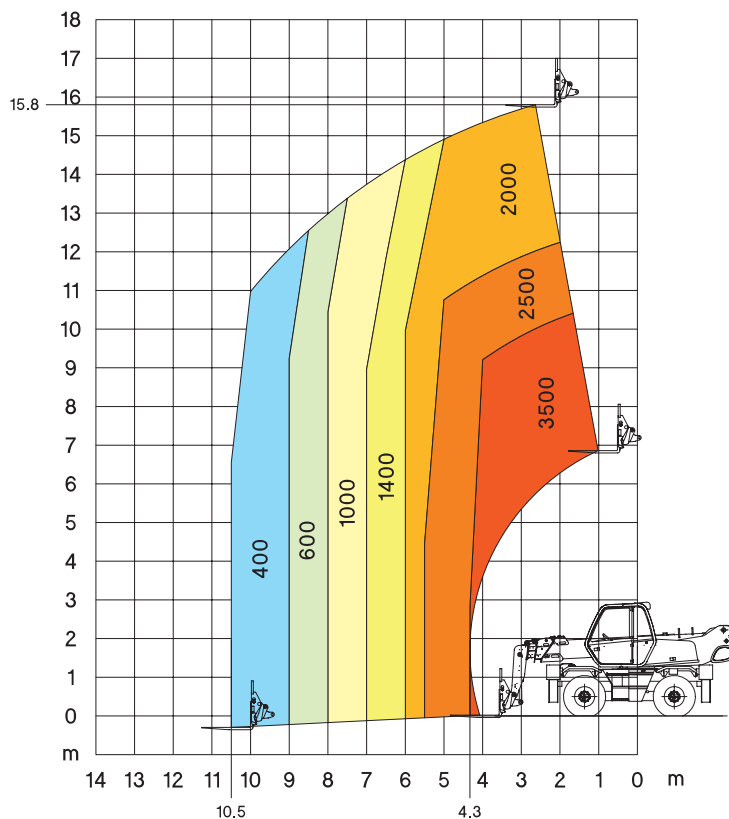
# Crane



**Rotation on stabilizers  
with forks**




**Frontal on tyre  
with forks**

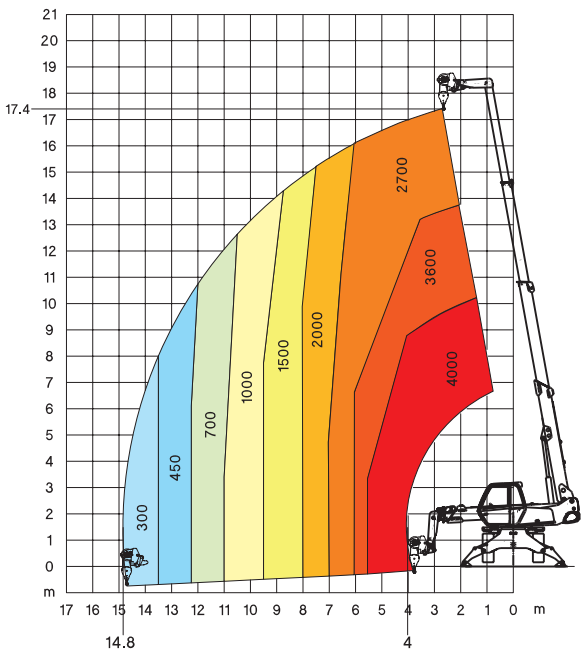




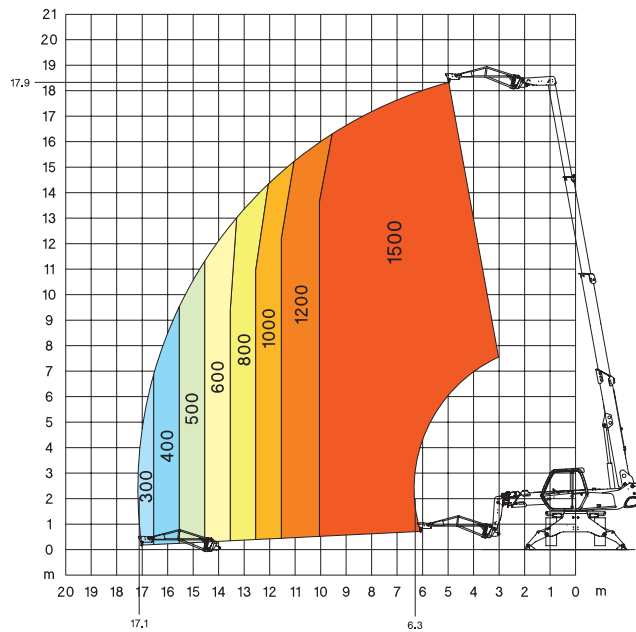
# Telehandler // Platform



Rotation on stabilizers  
with **4000 kg winch**

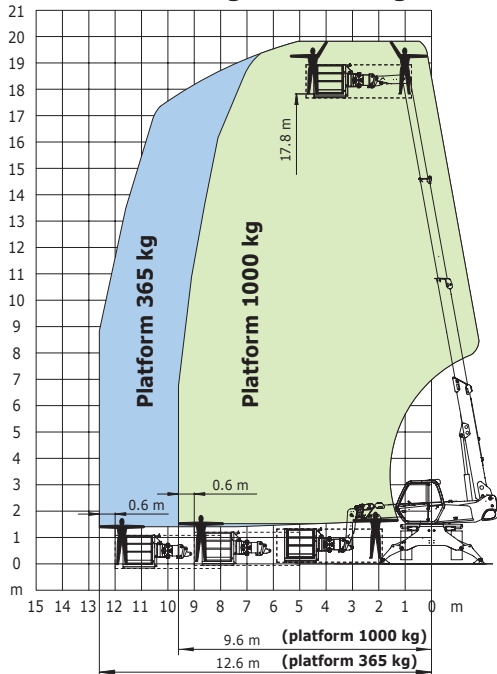


Rotation on stabilizers  
with **1500 kg jib**

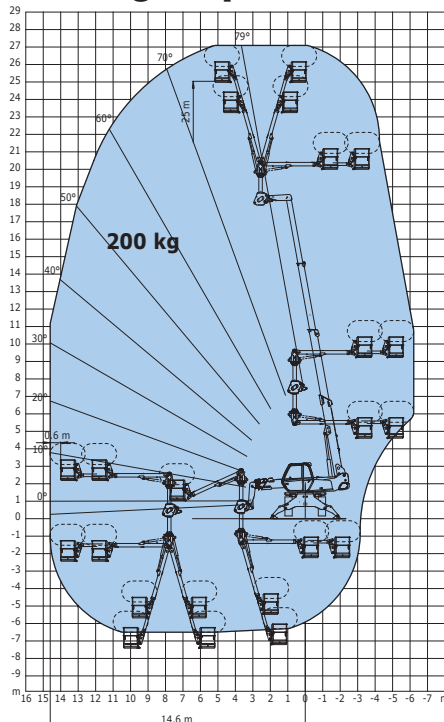


Rotation on stabilizers  
with **365/1000 kg platform**  
**2.25 / 4 m - 3 persons**

Platform 365 kg and 1000 kg



Rotation on stabilizers  
with **Aerial platform jib 2**  
**200 kg - 2 persons**



WRT-X 1840

Your nearest **MANITOU** dealer:



Head office:

B.P. 249 - 430 rue de l'Aubinière - 44158 Ancenis Cedex - France

Tel: 00 33 (0)2 40 09 10 11 - Fax: 00 33 (0)2 40 09 10 97

[www.manitou.com](http://www.manitou.com)

**CE** This brochure describes versions and configuration options for Manitou products which may be fitted with different equipment. The equipment described in this brochure may be standard, optional or not available depending on version. Manitou reserves the right to change the specifications shown and described at any time and without prior warning. The manufacturer is not liable for the specifications given. For more information, contact your Manitou dealer. Non-contractual document. Product descriptions may differ from actual products. List of specifications is not comprehensive. The logos and visual identity of the company are the property of Manitou and may not be used without authorisation. All rights reserved. The photos and diagrams contained in this brochure are provided for information only.

MANITOU BF SA - Limited company with board of directors - Share capital: 37,567,540 euros - 857 802 508 RCS Nantes