



JUNE 2018

ATTACHMENT CATALOGUE

 **MANITOU**
HANDLING YOUR WORLD

Handling your world

Founded over 60 years ago by the Braud family, the Manitou Group now operates worldwide. A world-leader in all-terrain material handling, the Group designs, manufactures, distributes and services equipment for construction, agriculture and industries.

The Group's product ranges include: all-terrain telescopic fixed, rotating and heavy-load telehandlers; all-terrain, semi-industrial and industrial masted forklift trucks, articulated loaders, compact skid-steer loaders on wheels or tracks, access platforms, truck-mounted forklifts, warehousing equipment and attachments.

Through its iconic brands, Manitou, Gehl and Mustang, and its worldwide network of 1,500 dealers, the Group offers the best solutions to create optimum value for its customers.

With headquarters in France, the Group registered a revenue in 2017 of 1,6 billion euros in 141 countries and employs 3,900 people who are all strongly focused on satisfying customers.



- 26 subsidiaries
- 11 production facilities
- 3,900 employees worldwide
- 65 % of the share capital held by the founding families
- 78 % of revenue comes from outside of France
- Revenue of 1,6 billion euros in 2017

MANITOU is pleased to present you this new version of its attachment catalogue. It will give you a complete view on the wide variety of original, homologated attachments offered by Manitou for its telehandlers and forklift trucks.

Being simultaneously a producer of telehandlers and a producer of attachments, Manitou has the technical knowledge, the practical experience and the required facilities to control and ensure perfect efficiency of each attachment + machine pairing.



Manitou applies a demanding internal procedure that leads to the homologation of each attachment + machine pairing. This unique procedure brings guaranteed safety and unbeatable efficiency. Choosing a homologated original Manitou attachment and respecting Manitou's compatibilities, you can be sure you'll get the best of your machine, making no compromise with safety and staying in line with the European regulation.

We trust you'll find everything you need in this catalogue. Should you need something we haven't added to our offer yet, do contact your nearest Manitou dealer: our special solution department will certainly be able to craft the right tailor-made solution for you!

All attachments capacities given in this document are nominal capacities:

- Bucket capacities are calculated according to the ISO 7546 norm: they correspond to the struck bucket capacity in m³ calculated according to the norm
- Grab bucket capacities given are total capacities with closed grab (in m³)
- Concrete mixing bucket, silage facing bucket, feeding bucket, shear grab & shear bucket as well as concrete & crane skip capacities are given in l and calculated to guarantee a good efficiency of all functions (no struck capacities)
- Sweeper capacities are max. dirt container capacities
- Platform capacities are given in kg INCLUDING 2 or 3 people (according to platform type)
- All other capacities are SWL (Safe Working Load) - in kg.






















SUMMARY


















INDEX	6
ON-FORK HANDLING SOLUTIONS	8
BUCKET RANGE	36
CLAMP RANGE	66
FORK & GRAB RANGE	78
JIB & CRANE RANGE	88
PLATFORM RANGE	104
SKIP RANGE	126
SWEEPER & CLEANER RANGE	132
WINCH RANGE	140
MINING SOLUTIONS	148
ATTACHMENTS WEAR PARTS	160

INDEX

ON-FORK HANDLING SOLUTIONS

 Tilting Forks Carriage - MT & MLT (PFB) NEW	10
 Tilting Forks Carriage - MRT & MHT (PFB) NEW	12
 Floating Forks Carriage - MT & MLT (TFF) NEW	14
 Floating Forks Carriage - MRT & MHT (TFF) NEW	16
 360° rotating fork carriage (CAT-R)	18
 TFF Carriages With Levelling (TFF CN)	20
 Tilting and Slewing Fork Carriage (PFB +/-90°)	20
 Tilting Forks Carriage + Load Backrest (PFB LB)	21
 Tilting Forks Carriage With Side Shift - MRT & MHT (PFB) NEW	22
 Tilting Forks Carriage + Side Shift (PFB SS)	24
 Tilting Forks Carriage + Side Shift + Load backrest (PFB LB SS)	25
 Hydraulic Floating Fork Positioner (CAF)	26
 TFF - HD Floating Fork Positioners	28
 TFF - HD Fork Positioners	30
 Competitive Carriage Interface (IC)	32
 Kerb Driver (PBA)	33
 Wide Opening Fork Positioner	34

BUCKET RANGE

 Concrete Mixing Bucket (BMC)	38
 Sugar Beet Bucket (BSB)	40
 Silage Facing Bucket (CRS)	41
 Bucket 4 in 1 (CB4x1)	42
 Agricultural Bucket (CBA)	44
 Environment Bucket -EN- (CBA)	46
 High Capacity Agricultural Bucket (CBA)	47
 Light Material Bucket MHT Versions (CBA) NEW	48
 Construction Bucket (CBC)	50
 Agricultural Multifunction Grab Bucket -MS- (CBG)	52
 Agricultural Multifunction Grab Bucket -FO- (CBG)	54
 Environment Grab Bucket -EN- (CBG)	56
 High Capacity Grab Bucket Agriculture -MS- (CBG)	57
 General Purpose Bucket (CBR)	58
 General Purpose Bucket MHT Versions (CBR) NEW	60
 Feeding Bucket (CGD)	62
 Shear Buckets (SHB)	64

CLAMP RANGE

 Square bale clamp (CLBS)	68
 Bale Clamp -Super Compact- (PBG 2x2)	69
 Bale Clamp -Classic- (PBG 2x4)	70
 Bale Clamp -Intensive- (P2BG 2x4)	71
 Mixed Bale Clamp (MBC 2x3)	72
 Wrapped Bale Clamp (CLBW - PBE) NEW	73
 Square Wrapped Bale Clamp (CLBSW) NEW	74
 Pot Clamp (CLP) NEW	75
 Rib Handling Clamp (PSC)	76

FORK & GRAB RANGE

 Square Bale Fork (FB)	80
 Manure Fork With Grapple (FFGR)	82
 High Capacity Manure Grab (FMG)	84
 Shear Grab (SHG)	86

JIB & CRANE RANGE

  	Big Bag Handler (HBB)	90
 	2-hook jib (P)	92
 	3-hook jib (P)	93
	Extension Jib (P)	94
	Extensible Jib (JE)	96
  	Frame Mounted Hook (PC)	98
 	Heavy Duty Frame Mounted Hook (PC)	99
 	Swing jib (PO)	100
 	Extensible Jib With Winch (PT)	101
	Extension Jib With Winch (PT)	102










PLATFORM RANGE

 	Platform (NAC)	106
 	Alureach Platform (PSE) NEW	108
 	Fast Opening Platform (PSE)	110
 	Extensible Platform (NAC)	112
	Roofer Platform (NC)	114
	Fixed slewing roofer platform (NC-IT)	116
 	Rib handling platform (D 1500)	117
 	Raised Extensible Platform	118
 	Platform With Winch (NAC ARG)	119
 	Deep Extensible Platform (NAC)	120
 	Platform With Dismountable Fops Roof (RF/P)	121
 	Aerial Jib 1 (Aerial Jib 1)	122
 	Aerial Jib 2 (Aerial Jib 2)	123
 	System 3D (3D)	124

SKIP RANGE

 	Concrete Skip (BB) NEW	128
	Crane Skip (GL)	130












SWEEPER & CLEANER RANGE

  	Sweeper 2 in 1 (SCC)	134
  	Pickup Sweeper (BRB)	136
  	High Pressure Cleaner (VHPC)	138

WINCH RANGE

 	Variowinch NEW	142
 	Hydraulic Winch (WINCH)	144
 	Heavy Duty Hydraulic Winch (WINCH)	146

MINING SOLUTIONS

	Slim Tyre Handlers (TH)	150
	Tyre Handlers (TH)	152
	Cylinder Handlers (CH)	154
 	Pipe Handler (PH)	156
 	Tunneling Platform	157
	Underground Mining Platform	158
  	Wear Parts For Attachments NEW	160

ON-FORK HANDLING SOLUTIONS






Tilting Forks Carriage - MT & MLT (PFB)	NEW	10
Tilting Forks Carriage - MRT & MHT (PFB)	NEW	12
Floating Forks Carriage - MT & MLT (TFF)	NEW	14
Floating Forks Carriage - MRT & MHT (TFF)	NEW	16
360° rotating fork carriage (CAT-R)		18
TFF Carriages With Levelling (TFF CN)		20
Tilting and Slewing Fork Carriage (PFB +/-90°)		20
Tilting Forks Carriage + Load Backrest (PFB LB)		21
Tilting Forks Carriage With Side Shift - MRT & MHT (PFB)	NEW	22
Tilting Forks Carriage + Side Shift (PFB SS)		24
Tilting Forks Carriage + Side Shift + Load backrest (PFB LB SS)		25
Hydraulic Floating Fork Positioner (CAF)		26
HD Floating Fork Positioners (TFF)		28
HD Fork Positioners (TFF)		30
Competitive Carriage Interface (IC)		32
Kerb Driver (PBA)		33
Wide Opening Fork Positioner (CAI-P)		34



TILTING FORK CARRIAGE - MT & MLT (PFB)



	PFB 20N 1020	PFB 25N 1020	PFB 25N 1260	PFB 35N 1260	PFB 35N 1470	PFB 35N 1580
Capacity (kg)	2000	2500		3500		
Width (mm)	1052	1026	1302		1512	1622
ISO/ FEM norm	2	2	2	3	3	3
Reference	"52558727 (2) 52000825	469262	571959	653744	653745	653746

Available fork dimensions (mm) FORKS ARE NOT INCLUDED IN THE PFB/ ORDER 2 FORKS!

100*40*1100	(1) 415689					
100*40*1200	415691					
125*45*1200		415835	415835	415618	415618	415618
125*50*1200						
200*60*1200						

Machine compatibility						
MLT 625		x	x			
MLT 630 <i>NewAg</i>				x	x	x
MLT 635 <i>NewAg</i>				x	x	x
MLT 730 <i>NewAg</i>				x	x	x
MLT-X 732				x		
MLT 733 <i>NewAg</i>				x	x	x
MLT-X 735				x	x	x
MLT 737 <i>NewAg</i>						
MLT 741 <i>NewAg</i>						
MLT-X 741						
MLT 840						
MLT 845						
MLT 940 <i>NewAg</i>						
MLT 961						
MLT-X 1035				x	x	x
MLT 1040						
MT 420	x					
MT 625		x	x			
MT 732 Easy				x	x	x
MT 835				x	x	
MT 932 Easy				x	x	x
MT 1030 Easy				x	x	x
MT 1135				x	x	
MT 1335				x	x	
MT 1435				x	x	
MT 1440						
MT 1840						



- Efficient handling solution
- Forks compliant with FEM standard, forks' length according to model.
- Tilting forks.
- Load backrest: available on specific version. Please see dedicated pages.
- (1): United Kingdom & Ireland only
- (2): for MT 420 with option "skid steer carriage" only

	PFB 45N 1260	PFB 45N 1670	PFB 45N 2000	PFB FEM4 1200	PFB 75MT 1750	PFB 75MT 2000
Capacity (kg)		4500		6000	7500	7500
Width (mm)	1286	1696	2026	1200	1834	2084
ISO/ FEM norm	4	4	4	4	4	4
Reference	654407	653747	653748	732330	504107	527216

Available fork dimensions (mm) FORKS ARE NOT INCLUDED IN THE PFB/ ORDER 2 FORKS!

100*40*1100						
100*40*1200						
125*45*1200						
125*50*1200	415652	415652	415652			
200*60*1200				513110	513110	513110


Machine compatibility

MLT 625						
MLT 630 <i>NewAg</i>						
MLT 635 <i>NewAg</i>						
MLT 730 <i>NewAg</i>						
MLT-X 732						
MLT 733 <i>NewAg</i>						
MLT-X 735						
MLT 737 <i>NewAg</i>	x	x	x			
MLT 741 <i>NewAg</i>	x	x	x			
MLT-X 741	x	x	x			
MLT 840	x	x				
MLT 845	x	x	x			
MLT 940 <i>NewAg</i>	x	x	x			
MLT 961				x	x	x
MLT-X 1035						
MLT 1040	x	x				
MT 420						
MT 625						
MT 732 Easy						
MT 835						
MT 932 Easy						
MT 1030 Easy						
MT 1135						
MT 1335						
MT 1435						
MT 1440	x	x	x			
MT 1840	x	x	x			

MANDATORY MACHINE EQUIPMENT: ✕



TILTING FORK CARRIAGE - MRT & MHT (PFB)



	PFB 1320 1020 SS		PFB 1750
Capacity (kg)	4500	5000	5000
Width (mm)	1320	1320	1750

Available fork dimensions (mm)

Load backrest	No	No	No	No	Yes	Yes	Yes
120*50*1200	924877						
150*50*1200		921245	53009916	52576641	923864	921246	53010108
150*60*1200							
200*60*1200							
150*50*1500		921525			923865	921529	
200*60*1500							
150*60*1600							
200*60*2000							

Machine compatibility

MRT Easy 1440	x	x			x	x	
MHT Easy 1640	x	x			x	x	
MHT Easy 1840	x	x			x	x	
MRT Easy 2150	x	x			x	x	
MRT Easy 2545	x	x			x	x	
MRT 2150		x			x	x	
MRT 2550		x			x	x	
MRT 2470		x (1)		x (2)			
MRT 3050		x (1)		x (2)			
MRT 3255			x				x
MHT 790							
MHT 1490							



- Efficient handling solution.
- Forks compliant with FEM standard, forks' length according to model.
- Tilting forks.
- (1): Not allowed for road circulation in Germany- ask your Manitou subsidiary.
- (2): Mandatory for road circulation in Germany- ask your Manitou subsidiary.

	PFB 2000	PFB 1320	PFB 1750	PFB 2000	PFB 1750	PFB 2000
Capacity (kg)	5000	7000	7000	7000	9000	9000
Width (mm)	2000	1320	1750	2000	1750	2000

Available fork dimensions (mm)

Load backrest	Yes	Yes	Yes	Yes	Yes	Yes		
120*50*1200								
150*50*1200	921247	53010112						
150*60*1200			52585460	52587815				
200*60*1200						939056	939058	
150*50*1500	921533							
200*60*1500						53021960	53022163	
150*60*1600				52581520	52581550			
200*60*2000						53025302	53025305	

Machine compatibility

MRT Easy 1440								
MHT Easy 1640								
MHT Easy 1840								
MRT Easy 2150								
MRT Easy 2545								
MRT 2150	x							
MRT 2550	x							
MRT 2470			x (1)	x (2)	x (1)	x (1)		
MRT 3050								
MRT 3255		x						
MHT 790							x	x
MHT 1490							x	x

MANDATORY MACHINE EQUIPMENT: ✕




FLOATING FORK CARRIAGE - MT & MLT (TFF)



	TFF 29 MT	TFF 35 MT	
Capacity (kg)	2900	3500	
Width (mm)	1140	1140	1400
Max. fork spread (mm)	1040	1040	1300

Available fork dimensions (mm)			
Load backrest	Standard		
100*50*1070	(1) 52000328		
100*50*1200	(1) 788793		
140*40*1200	653340		
125*45*1200		654093	654094
125*50*1200			
200*60*1200			

Machine compatibility			
MLT 625	x	x	
MLT 630 <i>NewAg</i>			x
MLT 730 <i>NewAg</i>			x
MLT 635 <i>NewAg</i>			x
MLT-X 732			x
MLT 733 <i>NewAg</i>			x
MLT-X 735			x
MLT 737 <i>NewAg</i>			
MLT 741 <i>NewAg</i>			
MLT-X 741			
MLT 840			
MLT 845			
MLT 940 <i>NewAg</i>			
MLT 961			
MLT-X 1035			x
MLT 1040			
MT 420	x		
MT 625	x	x	
MT 732 Easy			x
MT 835			x
MT 932 Easy			x
MT 1030 Easy			x
MT 1135			x
MT 1335			x
MT 1435			x
MT 1440			
MT 1840			



- Solution adapted to uneven ground: floating forks + levelling.
- Load backrest standard
- Fork levelling
- (1): United Kingdom & Ireland only

	TFF 45 MT		TFF 75 MT
Capacity (kg)	4500		7500
Width (mm)	1160	1420	1495
Max. fork spread (mm)	1040	1300	1430
Available fork dimensions (mm)			
Load backrest	Standard		
100*50*1070			
100*50*1200	788794		
140*40*1200			
125*45*1200			
125*50*1200	653344	653345	
200*60*1200			504280 + 2x 528083

Machine compatibility			
MLT 625			
MLT 630 <i>NewAg</i>			
MLT 730 <i>NewAg</i>			
MLT 635 <i>NewAg</i>			
MLT-X 732			
MLT 733 <i>NewAg</i>			
MLT-X 735			
MLT 737 <i>NewAg</i>	x		x
MLT 741 <i>NewAg</i>	x		x
MLT-X 741	x		x
MLT 840	x		x
MLT 845	x		x
MLT 940 <i>NewAg</i>	x		x
MLT 961			x
MLT-X 1035			
MLT 1040	x		x
MT 420			
MT 625			
MT 732 Easy			
MT 835			
MT 932 Easy			
MT 1030 Easy			
MT 1135			
MT 1335			
MT 1435			
MT 1440	x		x
MT 1840	x		x

MANDATORY MACHINE EQUIPMENT: ✕



FLOATING FORK CARRIAGE - MRT & MHT (TFF)



	TFF 4t		TFF 5t	
Capacity (kg)	4000	5000	5000	5000
Width (mm)	1030	1030	1300	1800

Available fork dimensions (mm)

Load backrest	Standard			
100*60*1200	(3) 923630	(3) 53027271	931267	(1) 53027260
100*60*1800			931266	(1) 53027259
100*60*2000	(1) 53027273			
125*50*1200	924857			
130*45*1200		(2) 53021451		
130*60*1200			939700	
150*60*1200	921238		921239	(1) 53027282
200*60*1200				
150*60*1500				
200*60*1500				
200*70*1200				
200*70*1500				
200*70*1800				
200*70*2400				
200*80*1200				
200*80*1800				
200*95*2400				
200*110*1800				
250*100*1800				
250*100*2400				
200*120*2400				

Machine compatibility

MRT Easy 1440	X							X
MRT Easy 1640	X							X
MRT Easy 1840	X							X
MRT Easy 2145	X							X
MRT Easy 2545	X							X
MRT 2150		X					X	X
MRT 2470			X	X			X	X
MRT 2550		X					X	X
MRT 3050			X	X	X		X	X
MRT 3255					X			
MHT 790								
MHT 1490								
MHT 10130								
MHT 10180								
MHT 10230								



- Solution adapted to uneven ground: floating forks+ leveling.
- Load backrest standard.
- Fork levelling.
- (1): Not allowed for road circulation in Germany on MRT 2470 & MRT 3050 - ask your Manitou subsidiary.
- (2): Mandatory for road circulation in Germany. An additional kit is mandatory. Please contact your Manitou dealer.
- (3): United Kingdom & Ireland only.

	TFF 5.5t	TFF 7t	TFF 9t	TFF 13t	TFF 18t	TFF 23t
Capacity (kg)	5500	7000	9000	13000	18000	23000
Width (mm)	1300	1030	1425 2000	1750 2500	1750 2500	2000 2500

Available fork dimensions (mm)

Load backrest	Standard					
100*60*1200						
100*60*1800						
100*60*2000						
125*50*1200						
130*45*1200						
130*60*1200	932152	(2) 53022260				
150*60*1200						
200*60*1200			939800 939347			
200*60*1500			939345 939348			
200*60*1500			939346 939349			
200*70*1200				53009230 53009230		
200*70*1500				939203 939203		
200*70*1800				939204 939204		
200*70*2400				939205 939205		
200*80*1200					53010961 53010955	
200*80*1800					53010960 53010953	
200*95*2400					53010930 53010920	
200*110*1800						53011386 53009458
250*100*1800						53011384 53009741
250*100*2400						53011379 53009739
200*120*2400						53009560 53009260

Machine compatibility

MRT Easy 1440						
MRT Easy 1640						
MRT Easy 1840						
MRT Easy 2145						
MRT Easy 2545						
MRT 2150						
MRT 2470		x				
MRT 2550						
MRT 3050						
MRT 3255	x					
MHT 790			x x			
MHT 1490			x x			
MHT 10130				x x		
MHT 10180					x x	
MHT 10230						x x


MANDATORY MACHINE EQUIPMENT: ✘



360° ROTATING FORK CARRIAGE




- Major increase of your MRT's functionality that's to a continuous 360° fork rotation.
- 2 capacities: 4000kg frontal (+- 15°) and 2500kg rotated.
- Safety: constant monitoring of the load's weight, angle & position; adaptative overload control according to the load's position; no forward tilting if rotation > 120° and boom lifted over 3m high.
- Cost-saving: limits machine movements & manoeuvres = lower fuel consumption.



Easy handling of long loads in narrow spaces



Lightens load placement on the construction site



Adaptative overload control according to the load's position



* MRT St4 «S2» and upward - For all previous machines
Please contact your MANITOU dealer

	CAT 1200 / 4000 R
Max. capacity- frontal (15°/15°) (kg)	4000
Max. capacity- rotated (360°) (kg)	2500
Width (mm)	1290
Height (mm)	1193
Fork length (mm)	1200 (ISO)
Weight (kg)	730

Machine compatibility

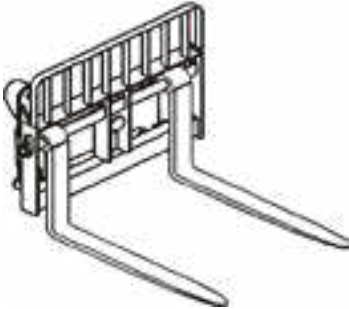
Reference	53026525
MRT 2150 St4 *	x
MRT 2470 St4	x
MRT 2550 St4 *	x
MRT 3050 St4	x

MANDATORY MACHINE EQUIPMENT: 



CARRIAGE

FLOATING FORK CARRIAGE WITH HYDRAULIC LEVELLING - TFF CN




- Increase load placement efficiency thanks to this 90°/90° fork carriage.
- ISO forks.
- Available on MRTs - consult us.

MANDATORY MACHINE EQUIPMENT: 



CARRIAGE

TILTING AND SLEWING FORK CARRIAGE - PFB +/-90°



- Increase load placement efficiency thanks to this 90°/90° fork carriage.
- ISO forks.
- Straight & rotated capacity 1500kg.
- Available on MRTs - consult us.

MANDATORY MACHINE EQUIPMENT: 



TILTING FORK CARRIAGE + LOAD BACKREST



- Load backrests stabilize palletized loads during transport.
- Especially useful for high pallets.
- Load backrests bolted on «PFB» tilting fork carriages.
- Note: to be used with FEM forks.

	PFB 25N 1020 LB	PFB 25N 1260 LB	PFB 35N 1260 LB	PFB 35N 1470 LB	PFB 45N 1670 LB	PFB 45N 2000 LB
Capacity (kg)	2500	2500	3500	3500	4500	4500
Width (mm)	1070	1310	1310	1520	1810	2140
Height (mm)	1176	1188	1185	1185	1209	1209
Weight (kg)	105	118	130	158	310	360

Machine compatibility

Reference	52000198	52000199	52000200	52000201	52000202	52000203
MLT 625	x	x				
MLT 630 <i>NewAg</i>			x	x		
MLT 635 <i>NewAg</i>			x	x		
MLT 730 <i>NewAg</i>			x	x		
MLT 733 <i>NewAg</i>			x	x		
MLT-X 735			x	x		
MLT 737 <i>NewAg</i>					x	x
MLT 741 <i>NewAg</i>					x	x
MLT-X 741					x	x
MLT 840					x	x
MLT 940 <i>NewAg</i>					x	x
MT 625	x	x				
MT 732 Easy			x	x		
MT 835			x	x		
MT 932 Easy			x	x		
MT 1030 Easy			x	x		
MT 1135			x	x		
MT 1335			x	x		
MT 1440					x	x
MT 1840					x	x

MANDATORY MACHINE EQUIPMENT: ✕



TILTING FORK CARRIAGE WITH SIDE SHIFT - MRT & MHT



	PFB 1320		PFB 2000
Capacity (kg)	4500	4900	4900
Width (mm)	1320	1320	2000

Available fork dimensions (mm)						
Load backrest	No	No	No	Yes	Yes	Yes
120*50*1200	924878	921241		923858	921242	
150*50*1200			53010106			53010110
200*60*1200						
150*50*1500		921513		923859	921517	
200*60*1500						
200*60*2000						

Machine compatibility						
MRT Easy 1440	x					
MHT Easy 1640	x					
MHT Easy 1840	x					
MRT Easy 2145	x					
MRT Easy 2545	x					
MRT 2150		x		x	x	
MRT 2550		x		x	x	
MRT 2470		x (1)		x (1)	x (1)	
MRT 3050		x (1)		x (1)	x (1)	
MRT 3255			x			x
MHT 790						
MHT 1490						



- Efficient handling solution.
- Tilting forks - compliant with FEM standard, forks' length according to model.
- Constant side shift
- (1): Not allowed for road circulation in Germany- ask your Manitou subsidiary.

	PFB 2000	PFB 1750	PFB 2000
Capacity (kg)	4900	9000	9000
Width (mm)	2000	1750	2000

Available fork dimensions (mm)

	Yes	Yes	Yes	Yes
Load backrest	Yes	Yes	Yes	Yes
120*50*1200	921243			
150*50*1200		53010114		
200*60*1200			939057	939059
150*50*1500	921521			
200*60*1500			53025304	53025306
200*60*2000			53025303	53025307

Machine compatibility

MRT Easy 1440				
MHT Easy 1640				
MHT Easy 1840				
MRT Easy 2145				
MRT Easy 2545				
MRT 2150	x			
MRT 2550	x			
MRT 2470	x (1)			
MRT 3050	x (1)			
MRT 3255		x		
MHT 790			x	x
MHT 1490			x	x

MANDATORY MACHINE EQUIPMENT: 



TILTING FORK CARRIAGE + SIDE SHIFT



- Tilting fork carriage with hydraulic side shift for efficient load placement operations.
- Guarantees an accurate and efficient positioning of the handled palets.
- Note: to be used with FEM forks.

	PFB 25N 1020 SS	PFB 25N 1260 SS	PFB 35N 1260 SS	PFB 35N 1580 SS	PFB 45N 1670 SS
Capacity (kg)	2500	2500	3500	3500	4500
Width (mm)	1070	1310	1310	1580	1696
Height (mm)	553	554	658	658	666
Side shift (mm)	100/100	100/100	100/100	100/100	100/100
Weight (kg)	135	145	175	300	530

Machine compatibility

Reference	52000099	52000100	52000101	52000102	52000103
MLT 625	x	x			
MLT 733 <i>NewA6</i>			x		
MT 625	x	x			
MT 732 Easy			x	x	
MT 835			x	x	
MT 932 Easy			x	x	
MT 1030 Easy			x	x	
MT 1135			x	x	
MT 1335			x	x	
MT 1440					x
MT 1840					x

MANDATORY MACHINE EQUIPMENT: 



TILTING FORK CARRIAGE + SIDE SHIFT + LOAD BACKREST



- Tilting fork carriage with hydraulic side shift and load backrest for efficient high/bulky load placement.
- Guarantees an accurate and efficient positioning of the handled palets.
- Bolt-on load backrest for a higher load stability.
- Note: to be used with FEM forks.

	PFB 25N 1020 SS LB	PFB 35N 1260 SS LB	PFB 45N 1670 SS LB
Capacity (kg)	2500	3500	4500
Width (mm)	1044	1310	1810
Height (mm)	1222	1229	1258
Side shift (mm)	100/100	100/100	100/100
Weight (kg)	170	210	585

Machine compatibility

Reference	52000204	52000205	52000206
MT 625	x		
MT 732 Easy		x	
MT 835		x	
MT 932 Easy		x	
MT 1030 Easy		x	
MT 1135		x	
MT 1335		x	
MT 1440			x
MT 1840			x

MANDATORY MACHINE EQUIPMENT: 



HYDRAULIC FLOATING FORK POSITIONER

- Increases the efficiency of pallet handling and saves time.
- Floating forks with levelling capacity for rough terrain applications.
- Fork spread: 1010 mm / 275 mm (middle of the forks).





Floating forks with levelling



Fork travel lock

	CAF 1260 / 4500 P
Capacity (kg)	4500
Fork spread (mm)	275 / 1010
Weight (kg)	351

Machine compatibility

Reference	52000273
MT 625	x
MT 732 Easy	x
MT 835	x
MT 932 Easy	x
MT 1030 Easy	x
MT 1135	x
MT 1335	x
MT 1435	x
MT 1440	x
MT 1840	x

MANDATORY MACHINE EQUIPMENT: 



HD FLOATING FORK POSITIONERS



- Increases the efficiency of on-forks handling applications.
- Accurate and effortless fork spread adaptation from the cab.
- (1) Optional constant side shift for even more efficiency.
- Real rough-terrain attachment- innovative design & maximum component protection.
- Floating forks for more efficiency on uneven grounds.





Fork positioning using sliders- forks keep floating



Limited thickness & increased visibility



Patented side shifting system (optional) using chromed rods

* According to fork length

(1): Option «2 hydraulic functions on the top of the boom» required

	TFF + positioner 9t 2000mm	TFF + positioner + side shift 9t 2000mm (1)	TFF + positioner 9t 2500mm	TFF + positioner + side shift 9t 2500mm (1)	TFF + positioner 13t 2500mm	TFF + positioner + side shift 13t 2500mm (1)
Capacity (kg)	9000 @ 600mm	9000@ 600mm	9000 @ 600mm	9000 @ 600mm	13000 @ 600mm	13000 @ 600mm
Width (mm)	2000	2000	2500	2500	2500	2500
Length (mm)	1200 - 2000	1200 - 2000	1200 - 2000	1200 - 2000	1800 - 2400	1800 - 2400
Fork spread (mm)	400 - 1695	401 - 1696	788 - 2152	800 - 2195	788 - 2152	788 - 2152
Side shift		200 / 200		200 / 200		200 / 200
Weight (kg)	980*	1110*	1090*	1255*	1420*	1935*

Available models

Forks 1200 mm	939350	939352	939355	939357	N/A	N/A
Forks 1500 mm	939351	939055	939356	53004234	939219	939221
Forks 1800 mm	939054	939353	939216	939358	939220	939222
Forks 2000 mm	53009730	939354	53006760	939359	N/A	N/A
Forks 2400 mm	N/A	N/A	N/A	N/A	53008986	53008727

Machine compatibility

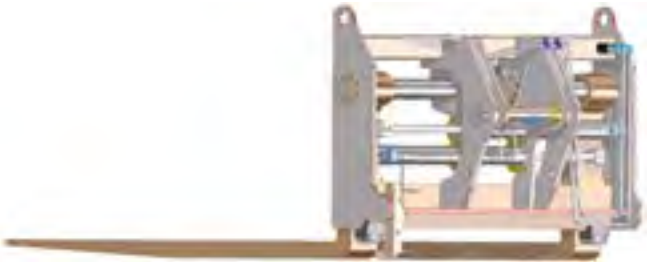
MHT 790	x	x	x	x		
MHT 1490	x	x	x	x		
MHT 10130					x	x


(1) MANDATORY MACHINE EQUIPMENT: 2 x 



HD FORK POSITIONERS

- Increases the efficiency of on-forks handling applications.
- Accurate and effortless fork spread adaptation from the cab.
- (1) Optional integrated side shift for even more efficiency.
- Real rough-terrain attachment- innovative design & maximum component protection.





Limited thickness & increased visibility



Increased cylinder rigidity for a longer life in harsh rough-terrain conditions



Safety: stabilizer for yard storage

* According to fork type

(1): Option «2 hydraulic functions on the top of the boom» required

	TFF + positioner 18t 2500mm	TFF + positioner + side shift 18t 2500mm (1)	TFF + positioner 23t 2500mm	TFF + positioner + side shift 23t 2500mm (1)
Capacity (kg)	18000@600mm 14000@1200mm	18000@600mm 14000@1200mm	23000@900mm 20000@1200mm	23000@900mm 20000@1200mm
Width (mm)	2500	2500	2500	2500
Length (mm)	1200 - 2400	1200 - 2400	1800 - 2400	1800 - 2400
Fork spread (mm)	815 - 2135	815 - 2135	815 - 2135	815 - 2135
Side shift		Variable		Variable
Weight (kg)	1475*	1475*	2410*	2410*

Available models

Forks 1200 mm	939301	53010976	N/A	N/A
Forks 200*1800mm	939302	53010971	939320	53010999
Forks 250*1800mm	N/A	N/A	939321	53010994
Forks 200*2400mm	53011460	53010702	53011440	53009800
Forks 250*2400mm	N/A	N/A	939322	53010986

Machine compatibility


MHT 10180	x	x		
MHT 10230			x	x

(1) MANDATORY MACHINE EQUIPMENT: 2 x 



COMPETITIVE CARRIAGE INTERFACE

- Allows the use of attachments with competitive brackets on standard MANITOU machines (MANITOU carriage).
- Note: specific safety rules apply, contact your MANITOU dealer.



	IC-JCB
Capacity (kg)	4100
Forward reach / depth (mm)	330
Carriage type	JCB®
Empty weight (kg)	155

Machine compatibility	
Reference	52000231
MLT 630 <i>NewAg</i>	x
MLT 635 <i>NewAg</i>	x
MLT 730 <i>NewAg</i>	x
MLT-X 735	x
MLT 737 <i>NewAg</i>	x
MLT 741 <i>NewAg</i>	x
MLT-X 741	
MLT 840	x
MLA-T 533	x

MANDATORY MACHINE EQUIPMENT: ✕



KERB DRIVER



- Major improvement of kerb stone placing operations.
- Replaces human efforts with effortless vacuum power- strongly reduces workers' backache.
- «Bike-type» steering & 3.4m placing reach for a high productivity.
- Safety: vacuum accumulator prevents kerb brutal fall.



2 in 1 fork sleeves: can be used to transport the kerb stone pallet



Effortless kerb lifting & placement

	PBA 25N 1020 LB
Capacity (kg)	1500
Hook capacity (kg)	160
Width (mm)	1619
Height (mm)	2512
Forward reach / depth (mm)	3,4
Empty weight (kg)	450

Machine compatibility

Reference	790523
MT 1440	x
MT 1840	


MANDATORY MACHINE EQUIPMENT:

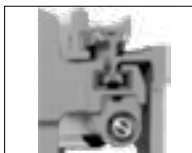


WIDE OPENING FORK POSITIONER




- Wide opening for more efficiency during wide pallet handling.
- Very good visibility thanks to a reviewed frame structure and an efficient component placement.
- Very efficient fork synchronisation using a dedicated hydraulic valve.
- MANITOU attachment: perfect integration on the forklift truck.
Note: this attachment is not designed for load clamping.





"Double T" main frame profile for even more resistance



Hydraulic valve placed on the back of the frame- visibility & protection



Industrial-clamp-type frame- increased rigidity & resistance



	CAI 1680/ 2500 P	CAI 1720/ 2800 P
Capacity (kg)	2500	2800
Thickness (mm)	157	162
Height (kg)	627	733
Fork spread (mm)	560/1680	560/1720
Side shift	No	No
Weight (kg)	193	233

Machine compatibility

Reference	52531185	52531186
MI 15 D/G	x	
MI 18 D/G	x	
MI 20 D/G	x	
MI 25 D/G	x	
MI 30 D/G		x
MI 35 D/G		x

MANDATORY MACHINE EQUIPMENT: 



BUCKET RANGE





Concrete Mixing Bucket (BMC)	38
Sugar Beet Bucket (BSB)	40
Silage Facing Bucket (CRS)	41
Bucket 4 in 1 (CB4x1)	42
Agricultural Bucket (CBA)	44
Environment Bucket -EN- (CBA)	46
High Capacity Agricultural Bucket (CBA)	47
Light Material Bucket MHT Versions (CBA) NEW	48
Construction Bucket (CBC)	50
Agricultural Multifunction Grab Bucket -MS- (CBG)	52
Agricultural Multifunction Grab Bucket -FO- (CBG)	54
Environment Grab Bucket -EN- (CBG)	56
High Capacity Grab Bucket Agriculture -MS- (CBG)	57
General Purpose Bucket (CBR)	58
General Purpose Bucket MHT Versions (CBR) NEW	60
Feeding Bucket (CGD)	62
Shear Buckets (SHB)	64



CONCRETE MIXING BUCKET



- A ready-to-use mix within 3 minutes!
- Replaceable mixing blades for low running costs.
- Delivered with cable wheel- can be used even on machines without electric connexion on the boom.



1.5m flexible tube for better unloading control



Bag opener incorporated into the cover



Left side distribution controlled hydraulically for maximum safety



	BMC 500
Capacity (L)	500
Width (mm)	1750
Empty weight (kg)	753

Machine compatibility	
Reference	757637
MT 835	x
MT 1135	x
MT 1335	x
MT 1435	x
MT 1440	x
MT 1840	x

MANDATORY MACHINE EQUIPMENT:  +  (recommended)



SUGAR BEET BUCKET



- Attachment adapted to the handling of sugar beet and other root crops.
- Open-work structure made of Ø 20 mm steel bars.



Open-work spill guard: optimal visibility

	BSB 2450 / 2500
Capacity (L)	2500
Width (mm)	2450
Empty weight (kg)	520
Machine compatibility	
Reference	757953
MLT 635 <i>NewAg</i>	x
MLT-X 732	x
MLT-X 735	x
MLT 737 <i>NewAg</i>	x
MLT 741 <i>NewAg</i>	x
MLT-X 741	x
MLT 840	x
MLT 940 <i>NewAg</i>	x
MLT 1040	x

MANDATORY MACHINE EQUIPMENT: ✕



SILAGE FACING BUCKET



- Handling material with a density $\leq 1000 \text{ kg/m}^3$.
 - Clean silage pit face- limits secondary fermentation.
 - Lighten silage ready for distribution.
- Note : Not suitable for full length (uncut) grass or alfafa.



Heavy duty hydraulic rotor with integrated motor



Hydraulic synchronisation: rotor rotation & arm movement

	CRS 1700 / 1500 DA	CRS 2500 / 2120
Capacity (L)	1500	2120
Width (mm)	2030	2830
Empty weight (kg)	820	1010

Machine compatibility

Reference	790331	790334
MLT 625	x	
MLT 635 <i>NewAg</i>		x
MLT-X 732		x
MLT 733 <i>NewAg</i>		x
MLT-X 735		x
MLT 737 <i>NewAg</i>		x
MLT 741 <i>NewAg</i>		x
MLT-X 741		x
MLT 840		x
MLT 940 <i>NewAg</i>		x
MLT 1040		x

MANDATORY MACHINE EQUIPMENT:



BUCKET 4 IN 1




- Handling material with a density ≤ 2100 kg/m³.
- Interchangeable teeth for better longevity.
- (1): version dedicated to MT 420 with skid steer carriage option



Rear counter blade for ground levelling



Sides fitted with "claws" for cylindrical object handling



Teeth dedicated to earth moving



	CB4x1 400L 1500	CB4x1 700L 1950	CB4x1 850L 2300	CB4x1 900L 2450
Capacity (L)	402	700	850	900
Width (mm)	1500	1950	2300	2450
Number of teeth	4	5	6	7
Weight (kg)	540	640	735	765

Machine compatibility

Reference	52551750 (1) 52000785	751402	751401	751465
MLT 625		x		
MLT 635 <i>NewAg</i>				x
MLT 733 <i>NewAg</i>				x
MLT-X 735				x
MLT 737 <i>NewAg</i>				x
MLT-X 741				x
MLT 741 <i>NewAg</i>				x
MLT 840				x
MLT 845			x	x
MLT 940 <i>NewAg</i>				x
MT 420	x			
MT 625		x		
MT 732 Easy				x
MT 835				x
MT 932 Easy				x
MT 1135				x
MT 1335				x
MT 1435				x
MT 1440			x	x
MT 1840			x	x

MANDATORY MACHINE EQUIPMENT: 



AGRICULTURAL BUCKET



- Handling material with a density $\leq 1000 \text{ kg/m}^3$.
- Unique shape ensuring unmatched rigidity, perfect unloading and strongly limiting material loss.
- 400 HB welded cutting edge.
- (1): Optional 500 HB bolt-on wear plate for better longevity.





Complex shape for easy loading and unloading operations



3° angle between the bucket's bottom line & the bolted cutting edge for more longevity

* Italy only- bucket compliant with Italian road regulations

** For de-construction applications only

	CBA 1500L 2050 DA	CBA 1700L 2100	CBA 2000L 2250	CBA 1500L 2450	CBA 2000L 2450	CBA 2500L 2450	CBA 3000L 2500
Capacity (L)	1507	1643	1955	1524	1998	2508	3003
Width (mm)	2050	2100	2250	2450	2450	2450	2500
Option	(1)		(1)	(1)	(1)	(1)	(1)
Weight (kg)	509	522	650	500	607	701	774

Machine compatibility							
Reference	653035 (1) 52000489	570549	790540 (1) 790541	570547 (1) 570548	570551 (1) 570552	570553 (1) 570554	570555 (1) 500701
	939391*	N/A	N/A	(1) 939388*	(1) 939389*	(1) 939390*	(1) 939391*
MLT 625	x						
MLT 630 <i>NewAg</i>		x	x		x		
MLT 635 <i>NewAg</i>				x	x	x	
MLT 730 <i>NewAg</i>		x	x		x		
MLT-X 732				x	x		
MLT 733 <i>NewAg</i>				x	x	x	
MLT-X 735				x	x	x	
MLT 737 <i>NewAg</i>				x	x	x	
MLT 741 <i>NewAg</i>				x	x	x	
MLT-X 741				x	x	x	
MLT 840					x	x	x
MLT 845				x	x	x	x
MLT 940 <i>NewAg</i>					x	x	x
MLT 1040					x	x	x
MLA-T 533			x	x	x		
E-RECO	N/A	N/A	N/A	921279	N/A	N/A	N/A
MRT Easy				x**			
MRT Privilege +				x**			

MANDATORY MACHINE EQUIPMENT: X




ENVIRONMENT BUCKET



- Handling material with a density $\leq 1000 \text{ kg/m}^3$.
- Highly resistant design with innovative solutions.
- Extensive use of high resistance steel.



S355 stiffeners with 500HB additional wear pads



Flat bottom for more penetration into coherent materials (green waste etc.)



3° angle between the bucket's bottom line & the 500HB bolt-on cutting edge for more longevity.

	CBA 2450 / 2200 EN	CBA 2500 / 3200 EN
Capacity (L)	2224	3200
Width (mm)	2450	2500
Bolt-on cutting edge	Standard	Standard
Weight (kg)	910	1090

Machine compatibility

Reference	52000524	52000125
MLT 845 H	x	
MLT 961		x

MANDATORY MACHINE EQUIPMENT: ✘



HIGH CAPACITY AGRICULTURAL BUCKET



- Handling material with a density $\leq 1000 \text{ kg/m}^3$.
- Modern design with maximal rigidity & resistance.
- Integrated spill guard.



4 stiffeners with wear pad function



500HB bolt-on cutting edge (LDR) with 3° angle for more longevity



3° angle between the bucket's bottom line & the 500HB cutting edge for more longevity

	CBA 2500 / 4000 LDR	CBA 2700 / 4500 LDR
Capacity (L)	4000	4500
Width (mm)	2500	2700
Bolt-on cutting edge	Standard	Standard
Weight (kg)	1035	1400

Machine compatibility

Reference	52000060	52000508
MLT 961	x	x

MANDATORY MACHINE EQUIPMENT: ✘



LIGHT MATERIAL BUCKET MHT VERSIONS



- High-resistance light material buckets adapted to the power of MHT heavy telehandlers.
- Max. density 1000kg/ m3.
- Strong attachments for a long lasting life.
- (1): 500HB bolted wear plate.



Strong structure with strengtheners



Reinforced sides

	CBA 2500 / 2000 LDR	CBA 3000 / 2500 LDR	CBA 4000 / 2500 LDR	CBA 2500 / 4000 LDR MHT
Capacity (L)	2000	3000	4000	4000
Width (mm)	2500	2500	2500	2500
Bolted wear plate	Standard	Standard	Standard	Standard
Weight (kg)	709	866	1035	1440

Machine compatibility				
Reference	744046	744047		
MHT-X 860	x	x		
E-RECO	939160	939161	939162	52000534
MHT 790	x	x	x	
MHT 1490	x			
MHT 10130				x
MHT 10180				x
MHT 10230				x

MANDATORY MACHINE EQUIPMENT: ✕



CONSTRUCTION BUCKET



- THE bucket for all digging, soil or rubble handling applications.
- Handling material with a density $\leq 2100 \text{ kg/m}^3$.
- Interchangeable teeth for better longevity.
- (1): dedicated versions for machines equipped with an integrated side shift (TSDL).
- (2): version dedicated to MT 420 with skid steer carriage option





Teeth dedicated to earth moving



Level plate for more accuracy

	CBC 500L 1500	CBC 650L 1850	CBC 700L 1950	CBC 750L 2100	CBC 800L 2250	CBC 900L 2450
Capacity (L)	519	650	700	750	800	900
Width (mm)	1500	1850	1950	2100	2250	2450
Teeth	4	6	6	6	6	8
Weight (kg)	280	320	330	345	385	410

Machine compatibility

Reference	654474	654473	654472	654475	654471	654470
	(2) 52000784	N/A	N/A	N/A	(1) 52000363	(1) 52000364
MLT 630 <i>NewAg</i>				x	x	
MLT 635 <i>NewAg</i>						x
MLT 730 <i>NewAg</i>				x	x	
MLT-X 732						x
MLT 733 <i>NewAg</i>						x
MLT-X 735						x
MLT 737 <i>NewAg</i>						x
MLT 741 <i>NewAg</i>						x
MLT-X 741						x
MLT 840						x
MLT 845						x
MT 420	x					
MT 625		x				
MT 732 Easy						x
MT 835						x
MT 932 Easy						x
MT 1030 Easy					x	x
MT 1135						x
MT 1335						x
MT 1435						x
MT 1440			x		x	x
MT 1840					x	x

MANDATORY MACHINE EQUIPMENT: ✕



AGRICULTURAL MULTIFUNCTION GRAB BUCKET -MS-




- Handling material with a density $\leq 1000 \text{ kg/m}^3$.
- Dismountable sides for better flexibility.
- 500HB bolted wear plate with 3° angle for a better longevity.
- Welded and reinforced grapple with rotation stops for intensive working conditions.





Construction-type pins with locking bolts and welded stiffeners



Complete jaw opening > 90° allows working flush with wall (except 790677)



Bolt-on wear plate for better longevity- 500HB

	CBG 1850 DA MS	CBG 2100 MS	CBG 2300 MS	CBG 2450 MS	CBG 2450 MS /MLT845	CBG 2450 / 1700 MS
Capacity (L)	960	1090	1190	1270	1270	1695
Width (mm)	1850	2100	2300	2450	2450	2450
Teeth	6	7	7	7	7	9+2
Weight (kg)	630	681	720	742	742	895

Machine compatibility

Reference	790302	790304	790306	790308	790677	52549720
MLT 625	x					
MLT 630 <i>NewA6</i>		x	x	x		
MLT 635 <i>NewA6</i>				x		x
MLT 730 <i>NewA6</i>		x	x	x		
MLT-X 732				x		
MLT 733 <i>NewA6</i>				x		x
MLT-X 735				x		x
MLT 737 <i>NewA6</i>				x		x
MLT 741 <i>NewA6</i>				x		x
MLT-X 741				x		x
MLT 840				x		x
MLT 845					x	
MLT 940 <i>NewA6</i>				x		x
MLT 1040				x		x
MLA-T 533			x	x		

MANDATORY MACHINE EQUIPMENT: 



AGRICULTURAL MULTIFUNCTION GRAB BUCKET -FO-



- Perfect tool for silage cutting & AG material handling (density <math>< 1000 \text{ kg/m}^3</math>).
- Dismountable sides for better flexibility.
- 500HB bolted wear plate with 3° angle for a better longevity.
- Welded and reinforced grapple with rotation stops for intensive working conditions.





Construction-type pins with locking bolts and welded stiffeners



Complete jaw opening > 90° allows working flush with wall



CBG 2450/1700: side teeth for a perfect silage cutting & holding

	CBG 1850 DA FO	CBG 2100 FO	CBG 2300 FO	CBG 2450 FO	CBG 2450 / 1700 FO
Capacity (L)	1030	1170	1280	1370	1695
Width (mm)	1850	2100	2300	2450	2450
Teeth	7	8	9	9	11 + 4
Weight (kg)	636	686	728	750	870

Machine compatibility

Reference	790303	790305	790307	790309	52549810
MLT 625	x				
MLT 630 <i>NewAg</i>		x	x	x	
MLT 635 <i>NewAg</i>				x	x
MLT 730 <i>NewAg</i>		x	x	x	
MLT-X 732				x	
MLT 733 <i>NewAg</i>				x	x
MLT-X 735				x	x
MLT 737 <i>NewAg</i>				x	x
MLT 741 <i>NewAg</i>				x	x
MLT-X 741				x	x
MLT 840				x	x
MLT 845				x	x
MLT 940 <i>NewAg</i>				x	x
MLT 1040				x	x
MLA-T 533			x	x	

MANDATORY MACHINE EQUIPMENT: 



ENVIRONMENT GRAB BUCKET



- Increased capacity for a massive work output in waste handling applications (density <1).
- Increased water capacity to handle bulk materials.
- Welded blade on grab available for paper handling applications (contact MANITOU).
- 500HB bolted cutting edge to work on concrete, asphalt etc.
- Additional welded plate on grab's teeth available from the special solution department.



Standard spill guard



Strong teeth



Mechanical rotation stops

	CBG 2450 / 1600 EN	CBG 2480 / 2200 EN
Capacity (L)	1600	2200
Width (mm)	2450	2480
Teeth	10	5
Weight (kg)	926	1350

Machine compatibility		
Reference	52000563	790657
MLT 845 H	x	
MLT 961		x
MHT 790		x

MANDATORY MACHINE EQUIPMENT: 




HIGH CAPACITY AGRICULTURAL GRAB BUCKET



- THE grab bucket for maximum work output.
- Increased capacity for a massive work output in agricultural applications (density <1).
- Increased struck capacity (1500l) to handle cereals and other bulk materials.



Grab-integrated spill guard



Improved material grip on sides & top



Mechanical rotation stops

	CBG 2480 / 2000 MS	CBG 2480 / 2600 MS
Capacity (L)	2000	2600
Width (mm)	2480	2480
Teeth	6	7
Weight (kg)	1225	1300

Machine compatibility

Reference	790656	790658
MLT 840	x	
MLT 961		x
MLT 1040	x	

MANDATORY MACHINE EQUIPMENT: 



GENERAL PURPOSE BUCKET



- Handling material with a density $\leq 2100 \text{ kg/m}^3$.
- Perfect for the handling of sand, gravel, earth, cereals etc.
- (1): Optional bolt-on wear plate for better longevity.
- (2): Dedicated versions for machines equipped with an integrated side shift (TSDL).
- (3): Version dedicated to MT 420 with skid steer carriage option.



Strong & very resistant structure



Level plate for more accuracy



	CBR 600 / 1500	CBR 730 / 1850	CBR 780 / 1950	CBR 850 / 2100	CBR 900 / 2250	CBR 1000 / 2450	CBR 1000 / 2450
Capacity (L)	583	735	778	843	904	990	1000
Width (mm)	1500	1850	1950	2100	2250	2450	2450
Option	(3)	(1)			(2)	(1) (2)	(1) standard
Weight (kg)	274	330	340	358	367	388	664

Machine compatibility							
Reference	570614 (1) : 52584881 (3) : 52000783	571831 (1) : 52000369	570613 N/A	653047 N/A	653749 (2) : 52000365	654716 (1) : 52000370 (2) : 52000366	(1) : 744050 N/A
MLT 625		x					
MLT 630 <i>NewA6</i>				x	x		
MLT 635 <i>NewA6</i>						x	
MLT 730 <i>NewA6</i>				x	x		
MLT-X 732						x	
MLT 733 <i>NewA6</i>						x	
MLT-X 735			x		x	x	
MLT 737 <i>NewA6</i>						x	
MLT 741 <i>NewA6</i>						x	
MLT-X 741			x		x	x	
MLT 840						x	
MLT 845						x	
MLT 940 <i>NewA6</i>						x	
MLT 1040						x	
MLT 961							x
MLA-T 533						x	
MT 420	x						
MT 625		x					
MT 732 Easy						x	
MT 835						x	
MT 932 Easy						x	
MT 1030 Easy					x	x	
MT 1135						x	
MT 1335						x	
MT 1435						x	
MT 1440			x		x	x	
MT 1840					x	x	
E-RECO					921281	921282	
MRT Easy					x = 925903	x = 925904	
MRT Privilege +					x	x	
MRT 3255						x	


MANDATORY MACHINE EQUIPMENT: ✕



GENERAL PURPOSE BUCKET MHT VERSIONS



- High-resistance general purpose buckets adapted to the power of MHT heavy telehandlers.
- Strong attachments for a long lasting life.
- (1): 500HB bolted wear plate.



Strong structure with strengtheners



Reinforced sides

	CBR 1000 / 2500	CBR 1500 / 2500	CBR 2000 / 2500 LDR MHT
Capacity (L)	1000	1500	2000
Width (mm)	2500	2500	2482
Bolted wear plate	Standard	Standard	Standard
Weight (kg)	664	766	926

Machine compatibility			
Reference	744050	732625	N/A
	N/A	N/A	N/A
MHT-X 860	x	x	
E-RECO	939165	939166	52000532
MHT 790	x	x	
MHT 1490	x	x	
MHT 10130			x
MHT 10180			x
MHT 10230			x

MANDATORY MACHINE EQUIPMENT: ✕



FEEDING BUCKET



- Turns your telehandlers into a real feeding solution.
- Engine running on low RPM: lower fuel consumption.
- Rounded forged teeth for a good silage pit penetration & occasional bale handling.





Pin-on teeth for easy maintenance



Auger for easy and homogeneous distribution



Left side distribution hydraulically controlled

	CGD 2200 / 1700	CGD 2200 / 2100	CGD 2500 / 2500
Capacity (L)	1700	2100	2500
Width (mm)	2100	2200	2500
Teeth and/or tines	9	9	11
Weight (kg)	1025	1140	1240

Machine compatibility			
Reference	790310	790311	790312
MLT 625	x		
MLT 630 <i>NewAg</i>		x	
MLT 635 <i>NewAg</i>			x
MLT 730 <i>NewAg</i>		x	
MLT 733 <i>NewAg</i>			x
MLT-X 735			x
MLT 737 <i>NewAg</i>			x
MLT 741 <i>NewAg</i>			x
MLT-X 741			x
MLT 840			x
MLT 940 <i>NewAg</i>			x
MLT 1040			x

MANDATORY MACHINE EQUIPMENT:  +  + 



SHEAR BUCKETS



- Suitable for any type of silage.
- Very clean silage pit face avoiding secondary fermentation.
- Bucket-type bottom- ideal for the handling of mineral feed & other materials.
- Strong boxed structure + massive use of noble steel.





Lateral shear for easy cutting operations



Bolt-on teeth- perfect cut & easy maintenance

	SHB 2200 / 1650	SHB 2400 / 1800
Capacity (L)	1650	1800
Width (mm)	2254	2454
Forward reach / depth (mm)	1295	1295
Weight (kg)	892	1080

Machine compatibility

Reference	52000386	52000387
MLT 635 <i>NewAg</i>	x	
MLT-X 732	x	
MLT-X 735	x	
MLT 737 <i>NewAg</i>		x
MLT 741 <i>NewAg</i>		x
MLT-X 741		x
MLT 840		x
MLT 940 <i>NewAg</i>		x
MLT 1040		x
MLA-T 533	x	

MANDATORY MACHINE EQUIPMENT: 

CLAMP RANGE





Square bale clamp (CLBS)	68
Bale Clamp -Super Compact- (PBG 2x2)	69
Bale Clamp -Classic- (PBG 2x4)	70
Bale Clamp -Intensive- (P2BG 2x4)	71
Mixed Bale Clamp (MBC 2x3)	72
Wrapped Bale Clamp (CLBW - PBE) NEW	73
Square Wrapped Bale Clamp (CLBSW) NEW	74
Pot Clamp (CLP) NEW	75
Rib Handling Clamp (PSC)	76



SQUARE BALE CLAMP



Ø max 1.8m

H max 1.2m

- High work output for all square-bale & round-bale applications.
- Can handle square or round bales.
- Side clamping ensures perfect grip even when the clamp is partially loaded and easy under-roof operations.
- Foldable lower tines & complete grab opening for more travel safety.

CLBS 2x7 / 2100

Clamp capacity (kg)

2100

Teeth and/or tines

2x7/ 3

Height (mm)

3010

Width (mm)

1800

Weight (kg)

780

Machine compatibility

Reference

52000015

MLT 840

x

MLT 940 *NewAge*

x

MLT 1040



x

MANDATORY MACHINE EQUIPMENT:



BALE CLAMP -SUPER COMPACT-



 Ø max 1.6m
 H max 0.8m

- Store bales even in low-access places.
- Rounded forged teeth for easy and clean handling.
- Non-synchronized closure.

	PBG 2x2
Clamp capacity (kg)	800
Teeth and/or tines	2x2
Weight (kg)	158


Machine compatibility

Reference	757639
MLT 625	x
MLT 630 <i>NewAg</i>	x
MLT 635 <i>NewAg</i>	x
MLT 730 <i>NewAg</i>	x
MLT-X 735	x
MLT 737 <i>NewAg</i>	x
MLT 741 <i>NewAg</i>	x
MLT-X 741	x
MLT 840	x
MLT 845	x
MLT 940 <i>NewAg</i>	x
MLT 1040	x

MANDATORY MACHINE EQUIPMENT: 



BALE CLAMP -CLASSIC-



- Rounded forged teeth for easy and clean handling.
- Synchronized closure.

	PBG 2x4
Clamp capacity (kg)	1000
Teeth and/or tines	2x4
Weight (kg)	262

Machine compatibility	
Reference	757612
MLT 625	x
MLT 630 <i>NewAg</i>	x
MLT 635 <i>NewAg</i>	x
MLT 730 <i>NewAg</i>	x
MLT-X 732	x
MLT 733 <i>NewAg</i>	x
MLT-X 735	x
MLT 737 <i>NewAg</i>	x
MLT 741 <i>NewAg</i>	x
MLT-X 741	x
MLT 840	x
MLT 845	x
MLT 940 <i>NewAg</i>	x
MLT 961	x
MLT 1040	x
MLA-T 533	x

MANDATORY MACHINE EQUIPMENT:



BALE CLAMP -INTENSIVE-



Ø max 1.8m

H max 0.8m

H max 1.2m

- Rounded forged teeth for easy and clean handling.
- Synchronized closure.
- (1): Optional: 2 lower tines for improved square bale handling - 680mm Ø35.

	P2BG 2x4	Lower Tines
Clamp capacity (kg)	1800	
Teeth and/or tines	2 x 4	2
Option	(1)	
Weight (kg)	275	35

Machine compatibility		
Reference	790518	(1) 790521
MLT 630 <i>NewAg</i>	x	x
MLT 635 <i>NewAg</i>	x	x
MLT 730 <i>NewAg</i>	x	x
MLT-X 732	x	x
MLT 733 <i>NewAg</i>	x	x
MLT-X 735	x	x
MLT 737 <i>NewAg</i>	x	x
MLT 741 <i>NewAg</i>	x	x
MLT-X 741	x	x
MLT 840	x	x
MLT 940 <i>NewAg</i>	x	x
MLT 961	x	x
MLT 1040	x	x
MLA-T 533	x	x


MANDATORY MACHINE EQUIPMENT: 



MIXED BALE CLAMP



- Rounded forged teeth & forged lower tines for easy & clean handling.
- Non-synchronized or synchronized closure.
- Switch from a bale clamp to a wrapped bale clamp in less than 3 minutes without tools.
- 2 carriage positions possible.
- Standard: 2 lower tines for square bales.



	MBC 2x3
Clamp capacity (kg)	800
Teeth and/or tines	2x3
Weight (kg)	200

Machine compatibility

Reference	790506
MLT 625	x
MLT 630 <i>NewAge</i>	x
MLT 635 <i>NewAge</i>	x
MLT 730 <i>NewAge</i>	x
MLT 733 <i>NewAge</i>	x
MLT-X 735	x
MLT 737 <i>NewAge</i>	x
MLT 741 <i>NewAge</i>	x
MLT-X 741	x
MLT 840	x
MLT 940 <i>NewAge</i>	x
MLT 961	x
MLT 1040	x
MLA-T 533	x

MANDATORY MACHINE EQUIPMENT:



WRAPPED BALE CLAMP



- Smooth tubular and articulated structure that avoids film damages.
- Non-synchronized closure.
- Self-lubricated anti-wear bushes for better longevity.

* Available Spring 2018

	CLBW 800 *	PBE
Clamp capacity (kg)	800	1000
Min. bale Ø (m)	0.82	1
Max. bale Ø (m)	1.5	1.7
Weight (kg)	227	242

Machine compatibility

Reference	52000813	757613
MLT 625	x	x
MLT 630 <i>NewAg</i>	x	x
MLT 635 <i>NewAg</i>	x	x
MLT 730 <i>NewAg</i>	x	x
MLT-X 732	x	x
MLT 733 <i>NewAg</i>	x	x
MLT-X 735	x	x
MLT 737 <i>NewAg</i>	x	x
MLT 741 <i>NewAg</i>	x	x
MLT-X 741		x
MLT 840		x
MLT 845		x
MLT 940 <i>NewAg</i>	x	x
MLT 961		x
MLT 1040		x
MLA-T 533		x

MANDATORY MACHINE EQUIPMENT: 



SQUARE WRAPPED BALE CLAMP



- Strong solution for wrapped square bales handling.
- Telescopic kinematics for a strong bale holding.
- Smooth clamp surface for limited bale damages.
- Also suitable for round bales and unwrapped bales.
- Available Spring 2018.

	CLBSW 2000 / 1000
Clamp capacity (kg)	1000
Max. opening (mm)	2090
Min. opening (mm)	740
Arm length (mm)	1811
Weight (kg)	483

Machine compatibility

Reference	52000812
MLT 625	x
MLT 630 <i>NewAg</i>	x
MLT 635 <i>NewAg</i>	x
MLT 733 <i>NewAg</i>	x
MLT 737 <i>NewAg</i>	x
MLT 741 <i>NewAg</i>	x
MLT 840	x
MLT 940 <i>NewAg</i>	x
MLT 1040	x
MLT 961	x

MANDATORY MACHINE EQUIPMENT: 



POT CLAMP



- Makes the handling of pots and plants in pots easy and efficient.
- Efficiently replaces forks, jibs or human strength.
- Articulated handles for a smooth pot clamping.
- Adjustable pressure limiter to prevent from damaging fragile pots (terracotta).
- (1): version dedicated to MT 420 with skid steer carriage option.
- Available Spring 2018.

	CLP 1000 / 800
Clamp capacity (kg)	800
Max. opening (mm)	1000
Min. opening (mm)	180
Arm length (mm)	179
Weight (kg)	109

Machine compatibility

Reference	914770 (1) 939690
MLT 625	
MT 420	x
MT 625	

MANDATORY MACHINE EQUIPMENT:



RIB HANDLING CLAMP



- THE clamp for all rib handlings and placements.
- Hydraulic arm movement & manual head rotation for a maximized accuracy.
- Wide hydraulic clamp opening: min. beam width min. 120mm, max. 450mm.





Directly mounted on the machine's quick coupler



Hydraulic clamp



Can be used with a remote control or from the cab

* Cab and radio control steering. Ref. 882008 if cab steering only

	PSC 20	PSC 40
Capacity (kg)	2000	4000
Min. opening (mm)	120	120
Max. opening (mm)	450	450
Arm slewing	45°	45°
Head rotation	+/- 65°	+/- 65°
Weight (kg)	450	450

Machine compatibility		
Reference	906734 *	N/A
MT		
E-RECO	923969	923970
MHT		
MRT Easy	x	x
MRT Privilege +	x	x
MRT 2470		x
MRT 3050		x

MANDATORY MACHINE EQUIPMENT: + SPECIAL

FORK & GRAB RANGE





Square Bale Fork (FB)	80
Manure Fork With Grapple (FFGR)	82
High Capacity Manure Grab (FMG)	84
Shear Grab (SHG)	86



SQUARE BALE FORKS



- Simple & economical solution for bale handling.
- Simultaneous handling of 4 bales.
- Foldable tines: suitable for road traffic.





Foldable frame for under-roof handling



Grip teeth on top of frame.



Foldable tines: suitable for road traffic

	FB 1900 / 1700
Clamp capacity (kg)	1700
Width (mm)	1900
Weight (kg)	215

Machine compatibility

Reference	790699
MLT 625	x
MLT 630 <i>NewA6</i>	x
MLT 635 <i>NewA6</i>	x
MLT 730 <i>NewA6</i>	x
MLT-X 732	x
MLT 733 <i>NewA6</i>	x
MLT-X 735	x
MLT 737 <i>NewA6</i>	x
MLT 741 <i>NewA6</i>	x
MLT-X 741	x
MLT 840	x
MLT 940 <i>NewA6</i>	x
MLT 961	x
MLT 1040	x
MLA-T 533	x

MANDATORY MACHINE EQUIPMENT: ✕



MANURE FORK WITH GRAPPLE



- Handling material with a density $\leq 1200 \text{ kg/m}^3$.
- Bolt-on teeth and tines for easy maintenance.
- Adjustable grab opening : can be used with bales or bulky manure.





Strong structure



Complete grab opening > 90° allows working flush with wall



Grab opening adjustment

	FFGR 1700	FFGR 1950 DA	FFGR 1950	FFGR 2100	FFGR 2400
Capacity (L)	1050	1200	1200	1300	1520
Width (mm)	1700	1950	1950	2100	2400
Teeth and/or tines	8 / 7	9 / 7	9 / 7	10 / 7	12 / 8
Weight (kg)	505	530	477	492	528

Machine compatibility

Reference	751429	751428	751404	751403	751405
MLT 625	x	x			
MLT 630 <i>NewAg</i>			x	x	
MLT 635 <i>NewAg</i>				x	x
MLT 730 <i>NewAg</i>			x	x	
MLT-X 732				x	x
MLT 733 <i>NewAg</i>				x	x
MLT-X 735				x	x
MLT 737 <i>NewAg</i>				x	x
MLT 741 <i>NewAg</i>				x	x
MLT-X 741				x	x
MLT 840					x
MLT 845				x	x
MLT 940 <i>NewAg</i>				x	x
MLT 1040					x

MANDATORY MACHINE EQUIPMENT:






HIGH CAPACITY SILAGE & MANURE GRAB




- Increased capacity for more work output by silage pit preparation & manure handling.
- Adapted to straw-manure (density <math>< 700 \text{ kg/m}^3</math>).
- Reinforced structure for intensive applications.
- Teeth: $\text{\O} 45\text{mm}$, length: 939mm.
- Tines: $\text{\O} 45\text{mm}$, length: 1100mm.





Excellent visibility thanks to its innovative design



Complete grab opening > 90° allows working flush with wall



Grab rotation stops for an improved cylinder longevity.

*For silage & light straw manure.
Max 700 kg/m³.*

(1) Subject to possible sales restrictions

	FMG 2100 / 1800 ⁽¹⁾	FMG 2450 / 2000
Capacity (L)	1800	2000
Width (mm)	2100	2435
Teeth and/or tines	4 / 10	5 / 12
Weight (kg)	470	686

Machine compatibility		
Reference	52000082	790534
MLT 630 <i>NewAg</i> ⁽¹⁾	x	
MLT 635 <i>NewAg</i>		x
MLT-X 732		x
MLT 733 <i>NewAg</i>		x
MLT-X 735		x
MLT 737 <i>NewAg</i>		x
MLT 741 <i>NewAg</i>		x
MLT-X 741		x
MLT 840		x
MLT 940 <i>NewAg</i>		x
MLT 961		x
MLT 1040		x

MANDATORY MACHINE EQUIPMENT: 



SHEAR GRAB



- Suitable for any type of silage.
- Very clean silage pit face avoiding secondary fermentation.
- Powerful attachment for a fast cut.
- Strong boxed structure + massive use of noble steel.





Lateral shear + double tines on sides for easy cutting operations



Bolt-on teeth- perfect cut & easy maintenance (except SHG 1700 / 850 welded)

	SHG 1600 / 1200	SHG 1700 / 850	SHG 1800 / 1350	SHG 2200 / 1650	SHG 2400 / 1800
Capacity (L)	1200	850	1350	1650	1800
Width (mm)	1654	1865	1850	2254	2454
Forward reach / depth (mm)	1295	1267	1295	1295	1295
Weight (kg)	705	710	749	835	936

Machine compatibility

Reference	52000380	757723	52000381	52000382	52000383
MLT 625	x				
MLT 630 <i>NewA6</i>			x		
MLT 635 <i>NewA6</i>				x	
MLT 730 <i>NewA6</i>			x		
MLT-X 732				x	
MLT-X 735		x		x	
MLT 737 <i>NewA6</i>					x
MLT 741 <i>NewA6</i>					x
MLT-X 741					x
MLT 840					x
MLT 940 <i>NewA6</i>					x
MLT 1040					x
MLA-T 533				x	

MANDATORY MACHINE EQUIPMENT: 




JIB & CRANE RANGE



Big Bag Handler (HBB)	90
2-Hook Jib (P)	92
3-Hook Jib (P)	93
Extension Jib (P)	94
Extensible Jib (JE)	96
Frame Mounted Hook (PC)	98
Heavy Duty Frame Mounted Hook (PC)	99
Slewing Crane (PO)	100
Extensible Jib With Winch (PT)	101
Extension Jib With Winch (PT)	102

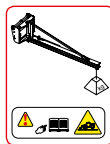


BIG BAG HANDLER



- Increases the efficiency & safety of all big-bag handling operations.
- Tubular structure- limits the risk of bag damages & fall.
- Handles indifferently big bags with 1, 2 or 4 loops (600kg/loop).
- 100% designed & homologated as a suspended load attachment.
- (1) : version dedicated to MT 420 with skid steer carriage option.





Anti-swing bag stabilizer-
increases stability



4 non-damaging bag stops-
improved safety

HBB 1500 / 2400

Hook capacity (kg)	2400
Forward reach / depth (mm)	1570
Weight (kg)	186

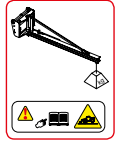
Machine compatibility

Reference	931627 (1) 52578030
MLT 625	x
MLT 630 <i>NewAg</i>	x
MLT 635 <i>NewAg</i>	x
MLT 730 <i>NewAg</i>	x
MLT-X 732	x
MLT 733 <i>NewAg</i>	x
MLT-X 735	x
MLT 737 <i>NewAg</i>	x
MLT 741 <i>NewAg</i>	x
MLT-X 741	x
MLT 840	x
MLT 940 <i>NewAg</i>	x
MLT 961	x
MLT 845	x
MLT 1040	x
MLA-T 533	x
MT 420	x (limited capacity)
MT 625	x
MT 732 Easy	x
MT 835	x
MT 932 Easy	x
MT 1030 Easy	x
MT 1135	x
MT 1335	x
MT 1435	x
MT 1440	x
MT 1840	x
MRT Easy	x
MRT 2470	x
MRT 3050	x
MRT 3255	x

MANDATORY MACHINE EQUIPMENT: ✕



2-HOOK JIB



- 2 forward reaches possible for more flexibility in performing daily tasks.



Safety: homologated self locking swivel hook

	P 4000	P 6000
Hook capacity #1 (kg)	4000	6000
Forward reach / depth #1 (mm)	708	808
Hook capacity #2 (kg)	1200	2000
Forward reach / depth #2 (mm)	2708	2708
Weight (kg)	210	282

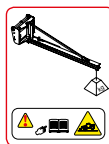
Machine compatibility

Reference	653226	N/A
MT 732 Easy	x	
MT 835	x	
MT 932 Easy	x	
MT 1030 Easy	x	
MT 1135	x	
MT 1335	x	
MT 1435	x	
MT 1440	x	
MT 1840	x	
E-RECO	921321	921322
MRT Easy	x	x
MRT Privilege +	x	x
MRT 3255		x

MANDATORY MACHINE EQUIPMENT: X



3-HOOK JIB



- 3 possible forward reaches positions for more flexibility in daily works.
- Perfect attachment for all heavy suspended loads.
- Safety: homologated self locking swivel hook.

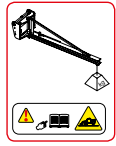
	P 9 T	P 13 T	P 18 T	P 22 T	P 40 T
Hook capacity #1 (kg)	9000	13000	18000	25000	40000
Forward reach / depth (mm)	470	700	700	700	905
Hook capacity #3 (kg)	2000	7500	10000	13000	22000
Forward reach / depth (mm)	2300	2000	2000	1800	3000
Weight (kg)	295	560	570	890	3500

Machine compatibility					
Reference					939100
E-RECO	930830	53009841	53011885	53010431	
MHT 790	x				
MHT 1490	x				
MHT 10130		x			
MHT 10180			x		
MHT 10230				x	
MHT 14350					x
MRT 2470	x				

MANDATORY MACHINE EQUIPMENT: ✕




EXTENSION JIB



- Perfect for transporting and placing beams, frames.
- Improves the forward reach of the telehandler.





Tubular structure designed for optimal weight/rigidity ratio



Safety: homologated self locking swivel hook

	P 600	P 1000	P 1500	P 2000
Hook capacity (kg)	600	1000	1500	2000
Forward reach / depth (mm)	3950	3950	2820	2530
Weight (kg)	210	210	186	190

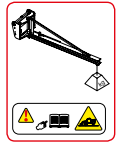
Machine compatibility

Reference	653228	N/A	N/A	N/A
MT 732 Easy	x			
MT 835	x			
MT 932 Easy	x			
MT 1030 Easy	x			
MT 1135	x			
MT 1335	x			
MT 1435	x			
MT 1440	x			
MT 1840	x			
E-RECO	921316	921317	921319	921320
MRT Easy	x	x	x	x
MRT Privilege +	x	x	x	x
MRT 3255	x		x	x

MANDATORY MACHINE EQUIPMENT: ✕



EXTENSIBLE JIB



- Simple & safe solution for the handling & the placement of roof trusses (packed or separated).
- Safety: self-locking, rotating homologated hook + dedicated truss hook.





Homologated rotating truss hook



User-friendly extension

	JE 6000 / 600
Hook capacity #1 (kg)	600
Forward reach / depth (mm)	@3645
Hook capacity #2 (kg)	300
Forward reach / depth (mm)	@4845
Hook capacity #3 (kg)	100
Forward reach / depth (mm)	@5845
Weight (kg)	265

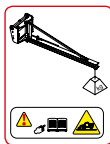
Machine compatibility

Reference	939995
MT 732 Easy	x
MT 835	x
MT 932 Easy	x
MT 1030 Easy	x
MT 1135	x
MT 1335	x
MT 1435	x
MT 1440	x
MT 1840	x

MANDATORY MACHINE EQUIPMENT: ✕



FRAME MOUNTED HOOK



- Very compact attachment keeping the machine's capacity & stability unchanged.
- Safety: homologated self locking swivel hook.
- Basic attachment for safe suspended load handling.
- (1) : version dedicated to MT 420 with skid steer carriage option.

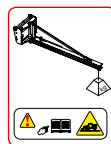
	PC 40	PC 50	PC 60
Hook capacity (kg)	4000	5000	6000
Forward reach / depth (mm)	475	475	475
Weight (kg)	120	120	120

Machine compatibility			
Reference	708553	708544	939050
		(1) 52579090	
MLT 845		x	
MLT 961		x	x
MLA-T 533		x	
MT 420		x	
MT 625		x	
MT 732 Easy		x	
MT 835	x	x	
MT 932 Easy		x	
MT 1030 Easy		x	
MT 1135	x	x	
MT 1235		x	
MT 1335	x	x	
MT 1435		x	
MT 1440		x	
MT 1840		x	
E-RECO	921333	921335	939050
MRT Easy	x	x	
MRT Privilege +	x	x	
MRT 2470	x	x	x
MRT 3255		x	x

MANDATORY MACHINE EQUIPMENT: ✕



HEAVY DUTY FRAME MOUNTED HOOK



- Perfect handling for all heavy suspended-load handlings.
- Very compact attachment for a perfect stability & maximum capacity.
- Safety: homologated self locking swivel hook.

	PC 9 T	PC 13 T	PC 18 T	PC 23 T	PC 40 T
Hook capacity (kg)	9000	13000	18000	23000	40000
Forward reach / depth (mm)	260	700	700	700	905
Weight (kg)	129	430	460	460	1700

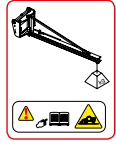
Machine compatibility

E-RECO	939970	53008009	53011879	53008289	N/A
MRT 2470	x				
MHT 790	x				
MHT 1490	x				
MHT 10130		x			
MHT 10180			x		
MHT 10230				x	
Reference	N/A	N/A	N/A	N/A	935069
MHT 14350					x

MANDATORY MACHINE EQUIPMENT: ✘



SWING JIB



- Slewing crane +/-15° for more flexibility in narrow buildings or industrial sites.
- Better work output in performing daily tasks.



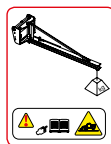
Safety: homologated swivel self locking hook

	PO 600 / 2500	PO 1000 / 1500	PO 2000 / 1000
Hook capacity (kg)	600	1000	2000
Forward reach / depth (mm)	2500	1500	1000
Slewing	+/- 15°	+/- 15°	+/- 15°
Weight (kg)	320	275	255

Machine compatibility

Reference	784641	784642	784643
MT 732 Easy	x	x	x
MT 932 Easy	x	x	x
MT 1030 Easy	x	x	x
MT 1435	x	x	x
MT 1440	x	x	x
MT 1840	x	x	x

MANDATORY MACHINE EQUIPMENT: 



EXTENSIBLE JIB WITH WINCH



- Significantly improves forward reach.
- Adjustable length for an excellent polyvalence (manual extension).



Safety: end of cable/hook upper position automatic movement stop



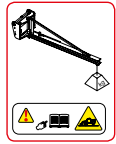
Safety: homologated self locking swivel hook

	PT 800
Hook capacity (kg)	1000 to 800
Forward reach / depth (m)	4 to 7
Cable length (m)	37
Speed (m/min)	48
Working height (m)	35
Weight (kg)	559
Machine compatibility	
E-RECO	921323
MRT Privilege +	x
MRT 3255	x

MANDATORY MACHINE EQUIPMENT: 



EXTENSION JIB WITH WINCH



- Perfect for transporting and placing beams, frames.
- Improves the forward reach of the telehandler.
- Turns your telehandler into a crane.





Safety: end of cable/hook upper position automatic movement stop



Safety: homologated self locking swivel hook

	PT 600	PT 1000	PT 1500	PT 2000	
Hook capacity (kg)	600	1000	1500	2000	2000
Forward reach / depth (mm)	4104	4104	3008	2517	2517
Cable length (m)	40	56	37	49	70
Working height (m)	38	27	35	24	24
Speed (m/min)	94	44	48	24	24
Cable loops	Direct	1	Direct	1	1
Weight (kg)	278	299	324	354	354

Machine compatibility

Reference	708538	N/A	N/A	N/A	N/A
MT 732 Easy	x				
MT 932 Easy	x				
MT 1030 Easy	x				
MT 1440	x				
MT 1840	x				
E-RECO	921325	921326	921330	921331	939392
MRT Easy	x	x	x	x	
MRT Privilege +	x	x	x	x	
MRT 2470					x
MRT 3050					x
MRT 3255	x		x		x

MANDATORY MACHINE EQUIPMENT:

PLATFORM RANGE





Platform (NAC)	106
Alureach (PSE) NEW	108
Fast Opening Platform (PSE)	110
Extensible Platform (NAC)	112
Roofer Platform (NC)	114
Fixed slewing roofer platform (NC-IT)	116
Rib handling platform (D 1500)	117
Raised Extensible Platform	118
Platform With Winch (NAC ARG)	119
Deep Extensible Platform (NAC)	120
Platform With Dismountable Fops Roof (RF/P)	121
Aerial Jib 1 (AERIAL JIB 1)	122
Aerial Jib 2 (AERIAL JIB 2)	123
System 3D (3D)	124



PLATFORM



- Standard handrail on all platforms.
- Maximum safety & efficiency in people lifting.
- Legally approved for 3 people (platform capacity includes 3 people).





Easy access on both sides -Sliding bars-



Overload sensor



Non-slip metal floor

	NAC 1.2M x 0.8 M	NAC 2M	ORH
Platform capacity (including people) (kg)	200	365	365
Working width (mm)	1390	2000	2000
Slewing (m)	N/A	N/A	+/- 90°
Number of people (legally approved)	2	3	3
Weight (kg)	165	410	570

Machine compatibility			
Reference	939382	788782	N/A
MT 625 HA	x	x	
MT 1135 HA		x	
MT 1335 HA		x	
MT 1440 A / HA		x	
MT 1840 A / HA		x	
E-RECO	N/A	921296	921304
MRT Easy		x	x
MRT Privilege +		x	x
MRT 3255		x	x
MHT 790		x	x
MHT 1490		x	x
E-RECO	N/A	939240	N/A
MHT 10130		x	
MHT 10180		x	
MHT 10230		x	

MANDATORY MACHINE EQUIPMENT:





ALUREACH PLATFORM



- Basket 100% made of aluminium- 150kg lighter than steel.
- Lower weight= +1m forward reach vs. Steel version (PSE 4400/365).
- EN 280-compliant- uncompromized safety.
- Legally approved for 3 people.




NEW



Floor-lifting levers for an easier opening



3x access with lift-bar



Rotation & carriage
100% made of steel

* Sales limited to specific markets

PSE 4200 / 365 ALU

Platform capacity (including people) (kg)	365
Working width (m)	2.34/4.2
Slewing	+/- 90°
Number of people (legally approved)	3
Weight (kg)	500

Machine compatibility	
E-RECO	939445
MRT 2470	x
MRT 3050	x
MRT Privilege +	
MRT 3255	

MANDATORY MACHINE EQUIPMENT:



FAST OPENING PLATFORM



- Maximum safety & efficiency in people lifting.
- Folding/unfolding within 50 seconds.
- Legally approved for 3 people.
- All platforms with 3 accesses (2x side + in front) - «D» : right access with side door.





User-friendly opening system for fast and easy folding / unfolding



Overload sensor



Non-slip metal floor

* Sales limited to specific markets

** Reduced to 365kg if the machine is equipped with a «TSDL» integrated side shift

	PSE 4400 / 365	PSE 4400 / 365 D	PSE 4400 / 1000 D	PSE 4400 / 700 D *
Platform capacity (including people) (kg)	365	365	1000	700
Working width (m)	2.25/4.4	2.25/4.4	2.25/4.4	2.25/4.4
Slewing	+/- 90°	+/- 90°	+/- 90°	+/- 90°
Number of people (legally approved)	3	3	3	3
Weight (kg)	650	670	1030	1030

Machine compatibility


Reference	N/A	939021	939022 **	939023 **
MT 1135 HA		x	x	x
MT 1335 HA		x	x	x
MT 1440 A / HA		x	x	x
MT 1840 A / HA		x	x	x
E-RECO	914500	939750	939500	939020
MRT Easy	x	x	x	x
MRT Privilege +	x	x	x	x
MRT 3255	x	x	x	x
MHT 1490	x		x	
E-RECO	939241	N/A	939242	N/A
MHT 10130	x		x	
MHT 10180	x		x	
MHT 10230	x		x	

MANDATORY MACHINE EQUIPMENT:






EXTENSIBLE PLATFORM



- Maximum safety & efficiency in people lifting.
- Legally approved for 3 people (platform capacity includes 3 people).





Reinforced and galvanized structure



Overload sensor



Non-slip metal floor

*Reduced to 365kg is the machine is equipped with a «TSDL» integrated side shift

	NAC 2.45 / 5m 365kg	NAC 2.45 / 5m 1000kg	NAC 2.45 / 6m 365kg
Platform capacity (including people) (kg)	365	1000	365
Working width (m)	2.45/5	2.45/5	2.45/6
Slewing	+/- 90°	+/- 90°	+/- 90°
Number of people (legally approved)	3	3	3
Weight (kg)	1020	1150	1210

Machine compatibility

Reference	N/A	788786 *	788784 *
MT 1135 HA		x	x
MT 1335 HA		x	x
MT 1440 A / HA		x	x
MT 1840 A / HA		x	x
E-RECO	921309	921308	921310
MRT Easy	x	x	x
MRT Privilege +	x	x	x
MRT 3255	x	x	x

MANDATORY MACHINE EQUIPMENT:





ROOFER PLATFORM



- Maximum safety in people lifting.
- Cutting edge platform design for roof work.
- Legally approved for 3 people (platform capacity includes 3 people).





Safety: front opening only if in contact with the roof



Overload, roof presence & physical locking sensor.



Non-slip metal floor

	NC 365	NC 1000
Platform capacity (including people) (kg)	365	1000
Working width (m)	2.4/3.7	2.4/3.7
Slewing	+/- 90°	+/- 90°
Number of people (legally approved)	3	3
Weight (kg)	920	920

Machine compatibility

Reference	788789	788791
MT 1135 HA	x	x
MT 1335 HA	x	x
MT 1440 A / HA	x	x
MT 1840 A / HA	x	x
E-RECO	923309	921294
MRT Easy	x	x
MRT Privilege +	x	x
MRT 3255		x

MANDATORY MACHINE EQUIPMENT:





FIXED SLEWING ROOFER PLATFORM



- Maximum safety in people lifting.
- Forward front opening possible only if sensors are in contact with the roof.
- Total capacity 1000kg- of which 400kg can be applied of the overhanging part.
- Legally approved for 3 people (platform capacity includes 3 people).



2 roof presence sensors



Sliding bar access on each side



Safety: sensors prevent from platform movements when front part is opened

	NC 2.3 x 1.2
Platform capacity (including people) (kg)	1000
Working width (m)	2.3
Slewing	+/- 90°
Number of people (legally approved)	3
Weight (kg)	1098
Machine compatibility	
E-RECO	923323
MRT Easy S2	x
MRT Privilege +	x

MANDATORY MACHINE EQUIPMENT: 



RIB HANDLING PLATFORM



- Safe and complete solution: rib handling clamp + access platform.
- Hydraulic rib clamp mounted on a telescopic, mobile arm.
- Movements: arm 95° upward, +/- 15° sideward; head +/- 15°.
- Removable overhead guard.
- Legally approved for 2 people (included in the basket capacity).



U-shaped platform for an easy access to the rib mounting spot



Hydraulic rib clamp- opening 325 - 482mm

Rib handling platform "D 1500"

Platform capacity (including people) (kg)	200
Clamp capacity (kg)	1500
Height (m)	2.9
Number of people (legally approved)	2
Weight (kg)	950

Machine compatibility

E-RECO	923346
MRT Easy S2	
MRT 2150 Privilege +	x
MRT 2540	

MANDATORY MACHINE EQUIPMENT:





RAISED EXTENSIBLE PLATFORM



- Maximum safety in people lifting.
- 55cm raised for improved work efficiency under roff tops or in tunnels.
- Legally approved for 3 people. (platform capacity includes 3 people).

	Raised platform 2.25-4m
Platform capacity (including people) (kg)	365
Working width (m)	2.25/4
Slewing	+/- 90°
Number of people (legally approved)	3
Weight (kg)	1100

Machine compatibility

E-RECO

923343

MRT Easy S2



MRT 2150 Privilege +

x

MRT 2550 Privilege +

x

MRT 3255

x

MANDATORY MACHINE EQUIPMENT:





PLATFORM WITH WINCH



- Hydraulic winch mounted on hydraulically lifted jib for more versatility (slewing: manual).
- Legally approved for 3 people. (platform capacity includes 3 people).
- 2 different winch capacity/ platform capacity couples.

MRT: specific mandatory machine equipment required

- MRT 2145 Easy : ref. 53027746
- MRT 2150: ref. 53009021
- MRT 2550: ref. 53009022
- MRT 3255: ref. 53003381

«MHT : E-reco mandatory»

	NAC ARG 450kg/450kg	NAC ARG 600kg/300kg	ORH 3M 600kg/300kg
Platform capacity (including people) + hook capacity (kg)	450 + 450	600 + 300	600 + 300
Working width (m)	2.25/4	2.25/4	3.2
Slewing	+/- 90°	+/- 90°	+/- 90°
Number of people (legally approved)	3	3	3
Weight (kg)	1330	1330	1175

Machine compatibility			
E-RECO	914440	923336	53004852
MRT Easy S2		x	
MRT Privilege +	x	x	
MRT 3255	x	x	
MHT 1490		x= 939155	x
E-RECO	939246	939245	N/A
MHT 10130	x	x	
MHT 10180	x	x	
MHT 10230	x	x	

MANDATORY MACHINE EQUIPMENT: + + **SPECIAL**



DEEP EXTENSIBLE PLATFORM



- 2m deep platform to facilitate the handling of bulky loads in the platform.



Self-closing front door with opening sensors



2 side doors for an easy access when folded



Non-slip metal floor

	NAC 2 2.5 / 4m 1000kg	ORH 2 2.5 / 4m 700kg
Platform capacity (including people) (kg)	1000	700
Forward reach / depth (m)	2	2
Working width (m)	2.5/4	2.5/4
Slewing	-	+/- 40°
Number of people (legally approved)	3	3
Weight (kg)	1000	1300

Machine compatibility

E-RECO	921355	921358
MRT 2145 Easy	x	x
MRT 2545 Easy	x	x
MRT Privilege +	x	x

MANDATORY MACHINE EQUIPMENT:





PLATFORM WITH DISMOUNTABLE FOPS ROOF



- Platform fitted with a dismountable FOPS -certified roof for optimal personal protection.
- Adaptability: can be used as a regular 3m slewing platform when the roof is dismounted.
- Capacity 1000kg allowing the use of heavy tools in the platform.



Standard handrail all around the attachment



1 side access with bar

	RF/P 3x1.2m 1000kg
Platform capacity (including people) (kg)	1000
Working width (m)	3
Slewing	+/- 90°
Number of people (legally approved)	3
Weight (kg)	1100
Machine compatibility	
E-RECO	921357
MRT Easy S2	x
MRT 2150 Privilege +	x
MRT 2550 Privilege +	x

MANDATORY MACHINE EQUIPMENT: 



AERIAL JIB 1



- Maximum safety in people lifting.
- Positive work area, 90°/90° basket rotation.
- Legally approved for 2 people (platform capacity includes 2 people).
- Wide basket & substantial basket capacity.

	Aerial Jib 1
Platform capacity (including people) (kg)	300
Working width (m)	2.5
Slewing	180°
Number of people (legally approved)	2
Weight (kg)	930

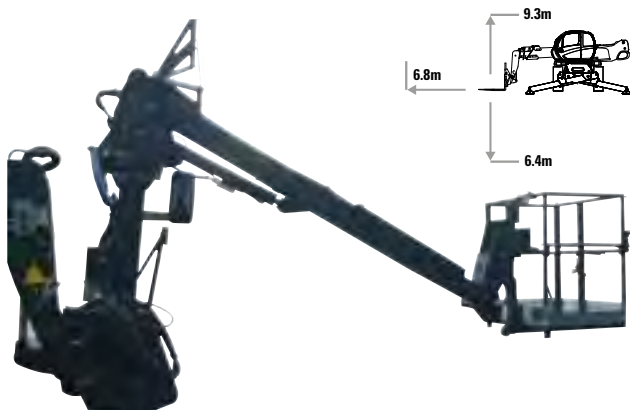
Machine compatibility

E-RECO	921292	53027148
MRT Easy	x	
MRT Privilege +	x	
MRT 2470		x
MRT 3050		x
MRT 3255	x	

MANDATORY MACHINE EQUIPMENT: +



AERIAL JIB 2



- Maximum safety in people lifting.
- Positive and negative work area, 170°/170° boom rotation.
- Teleopic boom.
- Legally approved for 2 people (platform capacity includes 2 people).

*Assembly kit required:
 - MRT Easy, MRT-X Easy: ref. 724380
 - MRT 2145 Easy: ref. 53022566
 - MRT 2150/2550 St4: ref. 53017344
 - MRT 2470 & 3050: ref. 52581291
 - MRT 3255: ref. 53020179

	Aerial Jib 2
Platform capacity (including people) (kg)	200
Working width (m)	1.1
Slewing	340°
Number of people (legally approved)	2
Weight (kg)	1100

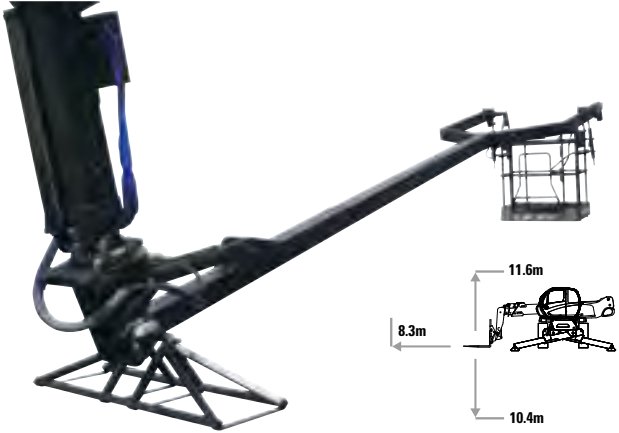
Machine compatibility

E-RECO	921293*	73027154
MRT Easy	x	
MRT Privilege +	x	
MRT 2470		x
MRT 3050		x
MRT 3255	x	

MANDATORY MACHINE EQUIPMENT: +



SYSTEM 3D



- Maximum safety in people lifting.
- Positive and negative work area, 170°/170° boom rotation.
- Telescopic vertical arm + negative working area allowing under-bridge operations.
- Legally approved for 2 people. (platform capacity includes 2 people).





Pendular platform allows work under-bridges



Safety: Boom position sensor, locking pin presence sensor



Anti-slip metal floor

* Reach reduced from 8365mm to 7625mm
 ** Cannot be transported on the machine

	System 3D	Assembly kit				Transport kit
Platform capacity (including people) (kg)	200					
Working width (m)	1.1					
Slewing	340°					
Number of people (legally approved)	2					
Weight (kg)	1100					

Machine compatibility

E-RECO	921311	921312	53027160	739475	739476	743121	52579900	935116	53016823
MRT 1440 Easy	x			x					
MRT 1840 Easy	x			x					
MRT 2145 Easy	x			x					
MRT 2545 Easy	x			x					
MRT 2150 Privilege +		x			x				
MRT 2550 Privilege +		x**				x			
MRT 2470			x				x		
MRT 3050			x				x		
MRT 3255		x						x	x

MANDATORY MACHINE EQUIPMENT:





SKIP RANGE



Concrete Skip (BB)	NEW	128
Crane Skip (GL)		130



CONCRETE SKIP



- Very compact, enables work through window frames and filling under a concrete mixer.
- Reviewed version offering more safety & a lower weight.
- (1) : Hydraulic opening.
- Optional: flexible tube.





Hitch on forks or on carriage



1m Ø200mm flexible tube

	BB 500	BBH 500	BBG 500	BBHG 500	BB 500 MRT	BBHG 500 MRT
Capacity (L)	500	500	500	500	500	500
Width (mm)	1216	1220	1110	1110	1216	1216
Height (mm)	776	776	776	776	776	776
Hydro opening (1)		x		x		x
Flexible tube			x	x		x
Weight (kg)	191	200	201	210	191	211

Machine compatibility

Reference	52000637	52000638	52000639	52000640	N/A	N/A
MT 420	x					
MT 625	x	x	x	x		
MT 732	x	x	x	x		
MT 732 Easy	x			x		
MT 835	x	x	x	x		
MT 932 Easy	x			x		
MT 1030 Easy	x	x	x	x		
MT 1135	x	x	x	x		
MT 1335	x	x	x	x		
MT 1435	x			x		
MT 1440	x	x	x	x		
MT 1840	x	x	x	x		
E-RECO					52000642	52000643
MRT Easy					x	x
MRT Privilege +					x	x

MANDATORY MACHINE EQUIPMENT: ⁽¹⁾ 




CRANE SKIP



- Optimized shape for efficient distribution & redesigned chute for an increased accuracy.
- Reviewed design maximizing operator safety & component protection.
- Can be either handled on forks (locking device) or suspended with chains (lifting hooks).
- (1) hydraulic opening available on the 600l version.





(1) Fully enclosed hydraulic components & connector sockets



3 ways forks entry with locking device

	GL 400	GL 600	GL 600 H GL 600 H MRT
Capacity (L)	400	600	600
Width (mm)	1139	1326	1326
Height (mm)	856	995	995
Opening	Manual	Manual	Hydraulic
Weight (kg)	185	227	240

Machine compatibility

Reference	52000527	52000528	(1) 52000529
MT 625	x	x	x
MT 732	x	x	x
MT 732 Easy		x	x
MT 932 Easy		x	x
MT 1030	x	x	x
MT 1435 Easy		x	x
MT 1440	x	x	x
MT 1840	x	x	x
Reference	N/A	N/A	(1) 52553617
MRT Easy			x
MRT Privilege +			x

MANDATORY MACHINE EQUIPMENT: (1) 

SWEEPER & CLEANER RANGE





Sweeper 2 in 1 (SCC)	134
Pickup Sweeper (BRB)	136
High Pressure Cleaner (VHPC)	138



SWEEPER 2 IN 1



- Simple and efficient solution for all sweeping applications.
- Ø 520mm polyethilen brush.
- 2 in 1: sweeper-collector and side-pushing sweeper.
- Full hydraulic protection; no hydraulic backline required.
- Product designed for light and medium-duty applications.
- Version "HWA +" equipped with an electric spraying system (120L).





Paralelogram mounted- perfect adaptation to road profile



Optional side brush Ø 320mm (left or right or both sides - available from spare part department only)



Version «+»: reinforced wheels Ø 320mm

	SCC 2050	SCC 2600	SCC 2050 +	SCC 2600 +	SCC 2050 HWA +	SCC 2600 HWA +
Capacity (l)	200	250	200	250	200	250
Width (mm)	2050	2600	2050	2600	2050	2600
Diameter (mm)	520	520	520	520	520	520
Weight (kg)	380	450	385	455	480	500
Water sprayer and hydraulic swivel	No	No	No	No	Yes	Yes

Machine compatibility

Reference	52000514	52000515	52000516	52000517	52000518	52000519
MLT 625	x		x		x	
MLT 630 <i>NewAg</i>		x		x		x
MLT 635 <i>NewAg</i>		x		x		x
MLT 730 <i>NewAg</i>		x		x		x
MLT-X 732		x		x		x
MLT 733 <i>NewAg</i>		x		x		x
MLT-X 735		x		x		x
MLT 737 <i>NewAg</i>		x		x		x
MLT 741 <i>NewAg</i>		x		x		x
MLT-X 741		x		x		x
MLT 840		x		x		x
MLT 940 <i>NewAg</i>		x		x		x
MLT 1040		x		x		x
MLA-T 533		x		x		x
MT 420	x		x		x	
MT 625	x		x		x	
MT 732 Easy		x		x		x
MT 835		x		x		x
MT 932 Easy		x		x		x
MT 1135	x	x	x	x	x	x
MT 1335	x	x	x	x	x	x

MANDATORY MACHINE EQUIPMENT: 



PICKUP SWEEPER



- Sweep and pick-up in one operation.
- Up to 2500m² cleaned in 10 minutes.
- High quality sweeping.





Polyester & steel brush for perfect sweeping along walls or side walks



Interchangeable side brush (left or right)



Swivel wheels for an easy driving process

	BRB 1600	BRB 2200	BRB 2500
Capacity (kg)	380	530	600
Width (mm)	2000	2600	2900
Weight (kg)	775	925	1000

Machine compatibility

Reference	790313	790315	790316
MLT 625	x		
MLT 635 <i>NewAg</i>		x	
MLT-X 735		x	
MLT 737 <i>NewAg</i>		x	
MLT 741 <i>NewAg</i>		x	
MLT-X 741		x	
MLT 840		x	
MLT 940 <i>NewAg</i>		x	
MLT 961		x	x
MT 625	x		

MANDATORY MACHINE EQUIPMENT: 




HIGH PRESSURE CLEANER



- 45 minutes of autonomy at 200 bar.
- Pressure regulation system (10 to 200 bar).
- Manometer as standard.





Easy to hitch on standard forks



Nozzle spray for powerful and accurate cleaning



40 meter hose reel

	VHPC 600
Capacity (L)	600
Width (mm)	1451
Height (mm)	1520
Weight (kg)	240

Machine compatibility

Reference	790335
MLT 625	x
MLT 630 <i>NewA6</i>	x
MLT 730 <i>NewA6</i>	x
MLT-X 735	x
MLT 737 <i>NewA6</i>	x
MLT 741 <i>NewA6</i>	x
MLT-X 741	x
MLT 840	x
MLT 940 <i>NewA6</i>	x
MLT 1040	x

MANDATORY MACHINE EQUIPMENT:  + 

WINCH RANGE

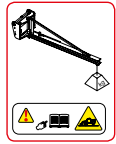




Variowinch (Winch) NEW	142
Hydraulic Winch (Winch)	144
Heavy Duty Hydraulic Winch (Winch)	146




VARIOWINCH



- Unique compromise: the speed of a small winch, the max. lifting capacity of a big one.
- Patented system: speed is continuously adapted to the load & operator's speed requirement.
- 4x faster than a standard Manitou 5t winch/ 3x faster than a 3t one.
- Max. speed 60m/min.
- Launch: Spring 2018.



Patented variable speed autonomous adaptation



End of cable/ hook upper position automatic movement stop


* On MRT 3255, no load, lifting

** Without stand

Variowinch 7.2t

Hook Capacity (kg)	7200
Forward reach / depth (mm)	638
Cable length (m)	76
Working height (m)	36
Speed (m/min) *	60.6
Cable loops	1
Weight (kg) **	700

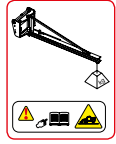
Machine compatibility

E-RECO	52576737
MRT Privilege +	
MRT 2470	x
MRT 3050	x
MRT 3255	x

MANDATORY MACHINE EQUIPMENT: 




HYDRAULIC WINCH



- Oil immersed negative brake for low running costs.
- Double line pull winch for an ideal compromise between pulling effort & speed (except winch 3t TD- direct hook mount).
- Standard cable guide for easy operations.
- Storage stand preventing any contact between the winch & the ground, as well as ensuring a permanent cable tension.





End of cable/hook upper position automatic movement stop



Safety: homologated self locking swivel hook

* Hook speed without load

** Without stand

	Winch 3T	Winch 3T MRT 3255	Winch 3T TD	Winch 4T	Winch 5T	Winch 7.2T
Hook Capacity (kg)	3000	3000	3000	4000	5000	7200
Forward reach / depth (mm)	763	763	839	838	838	638
Cable length (m)	49	70	48	51	51	76
Working height (m)	24	33	46	24	24	36
Speed (m/min) *	24	24	48	21.5	21.5	19.4
Cable loops	1	1	Direct	1	1	1
Weight (kg) **	395	405	480	510	510	700

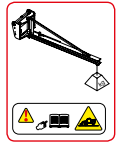
Machine compatibility

Reference	885236	N/A	N/A	N/A	N/A	N/A
MT 835	x					
MT 1135	x					
MT 1335	x					
MT 1440	x					
MT 1840	x					
E-RECO	921337	939393	939111	921338	921341	934500
MRT Easy	x			x		
MRT 2145 Easy	x		x	x	x	
MRT 2545 Easy	x		x	x	x	
MRT Privilege +	x			x	x	
MRT 2470	x				x	
MRT 3050		x	x		ref.939109	ref.53027311
MRT 3255		x	x		ref.939109	x


MANDATORY MACHINE EQUIPMENT: 



HEAVY DUTY HYDRAULIC WINCH



- Oil immersed negative break for low running costs.
- Double/quadruple line pull.
- Standard cable guide for easy operations.
- End of cable/hook upper position automatic movement stop.
- Storage stand preventing any contact between the winch & the ground, as well as ensuring a permanent cable tension.



End of cable/ hook upper position automatic movement stop



Safety: homologated self locking swivel hook

* Hook speed without load

** Without stand

	Winch 8T	Winch 9T	Winch 13T	Winch 18T	Winch 23T
Hook Capacity (kg)	8000	9000	13000	18000	23000
Forward reach / depth (mm)	975	975	975	1043	1043
Cable length (m)	30	30	60	60	60
Height (mm)	14	14	14	14	14
Speed (m/min) *	22.5	22.5	15	12	12
Cable loops	1	1	2	2	2
Weight (kg) **	850	850	1185	1550	1550

Machine compatibility

Reference	882842		N/A	N/A	N/A
MHT-X 780	x				
E-RECO	N/A	939030	939234	939328	939329
MHT 790		x			
MHT 1490		x			
MHT 10130			x		
MHT 10180				x	
MHT 10230					x

MANDATORY MACHINE EQUIPMENT: 



MINING RANGE



Slim Tyre Handlers (TH)	150
Tyre Handlers (TH)	152
Cylinder Handlers (CH)	154
Pipe Handler (PH)	156
Tunneling Platform	157
Underground Mining Platform	158



SLIM TYRE HANDLER



- Compact clamp with fork-based slim design to remove tyres even when the access is limited.
- Integrated side shift 100mm/100mm & 360° clamp rotation.
- Forks covered with anti-slip material.





	TH 33 / 2000 S	TH 35 / 2900 S
Capacity (kg)	2000	2900
Diameter (mm) min/max	480 / 2100	650 / 2650
Forks	4	4

Machine compatibility		
E-RECO	939039	939040
MLT (X)		
MT (X)		
MLT 845	x	x
MHT-X 860	x	x
MHT 790	x	x
MHT 1490	x	x

MANDATORY MACHINE EQUIPMENT:



TYRE HANDLER



- Wide range of tyre handlers to fit all tyre types.
- Up to 8 combined movements- works like human wrist.
- Extended movement strokes for more efficiency at work.
- Maximum safety: fall prevention arms, 3B6 compliant system etc.





* Australia only

	TH 49 / 2500	TH 51 / 3500	TH 57 / 6000**	TH 63 / 9300**	TH 63 / 12000**	TH 63 / 16300
Capacity (kg)	2500	3500	6000	9300	12000	16300
Diameter (mm) min/max	1200 / 3100	1200 / 3400	1300 / 3800	1580 / 4170	600 / 4200	600 / 4200
Weight (kg)	1550	3300	4300	4500	5260	7800

Machine compatibility

References	914600	884898 911969*	N/A	N/A	915250	53000175
MLT 845	x					
MHT-X 860	x	x				
MHT-X 14350						x
E-RECO	914600	911969	939237	939330	939331	N/A
MHT 790	x	x				
MHT 1490	x	x				
MHT 10130		x	x	Reduced capacity: 5t		
MHT 10180			x	x	Reduced capacity: 6.5t	
MHT 10230			x	x	x	

MANDATORY MACHINE EQUIPMENT:



** =



CYLINDER HANDLER



- Complete range of cylinder handlers.
- 6 combined movements for more accuracy.
- 2 types of cylinder gripping systems for more adaptability: clamps (CH 10) or cables (CH 4).





* Australia: use of reference 911968 mandatory

	CH 4	CH 10
Capacity (kg)	4000	10500
Diameter (mm) min/max	250 / 530	0 / 630
Teeth and/or tines	1850	3500

Machine compatibility

Reference	906450*	
MHT-X 860	x	
MHT 14350		
E-RECO	911968	939239
MHT 790	x	
MHT 1490	x	
MHT 10130	x	x-Reduce capacity: 4.5t
MHT 10180	x	x-Reduce capacity: 7t
MHT 10230	x	x

MANDATORY MACHINE EQUIPMENT:


* =




PIPE HANDLER



- Increases working safety & output on all pipe-handling applications.
- Separated control of grapple & tine pads- more accuracy.
- Increase polyvalence: can be used to handle pallets.
- Fork thickness: 120mm (90mm version available upon request- capacity reduced to 10t).



Mobile grapple with hydraulic tine pads- perfect pipe grip



2 fork modes: floating or fixed

	PH 2500 / 14000
Capacity (kg)	14000
Fork length (mm)	2400
Width (mm)	2500
Weight (kg)	3800
Machine compatibility	
E-RECO	939332
MHT 10180	x
MHT 10230	x

MANDATORY MACHINE EQUIPMENT:



TUNNELING PLATFORM



- Platform designed for tunneling applications.
- Platform fitted with a FOPS-certified roof for optimal personal protection.
- Protected elevated position- no unsafe climbing on the platform required to work above the FOPS roof.
- Capacity 1000 kg allowing the use of heavy tools in the platform.



FOPS roof for a maximum protection



Protected elevated working position- safe work above the roof

	GALLERY PLATFORM
Platform capacity (kg)	1000
Width (m)	1.8
Slewing	+/-90°
Number of people (legally approved)	3
Weight (kg)	730
Machine compatibility	
E-RECO	921356
MRT Easy S2	x
MRT 2545 Easy	x
MRT Privilege +	x
MHT 790	x
MHT 1490	x

MANDATORY MACHINE EQUIPMENT: 



UNDERGROUND MINING PLATFORM



- Robust & shielded structure with multiple protective bumpers.
- Maximal safety in people lifting.
- Substantial lifting capacity.
- Legally approved for 3 people.
- Plain (PF) or meshed floor.





* E-Reco option on MHT mandatory

	Mining fixed basket 2x1,5 ZN 1200kg (Meshed Floor)	Mining fixed basket 2x1,5 ZN 1200kg PF (Plain Floor)
Platform capacity (kg)	1200	1200
Width (mm)	2000	2000
Number of people	3	3
Weight (kg)	1020	1020


Machine compatibility

Reference	914730	939701
MT-X 1030		
MT 1440		
MT 1840		
MRT Privilege +		
E-RECO	939052	N/A
MHT 790	x	
MHT 1490	x	
E-RECO	939243 *	939244 *
MHT 10130	x	x
MHT 10180	x	x
MHT 10230	x	x

MANDATORY MACHINE EQUIPMENT:




WEAR PARTS FOR ATTACHMENTS




- Working with original Manitou Attachments is the best solution you can use to maximize your work output and safety. And taking good care of your attachments will help you using them longer!
- **Here is a selection of wear parts for some of the attachments currently produced by Manitou. Should you need another attachment part, or should you have an previous version of the attachments, simply ask your nearest Manitou dealer!**

IMPORTANT:

Prior to any order of wear plate, make sure you communicate the number of holes and width of the plate you want to replace!

*Italy only

Acronyme	Reference				
	Attachment	Bolted wear plate	Holes/plate	Teeth	Bucket edges
CBG 1850 DA MS	790302	52556323	7		
CBG 1850 DA FO	790303	52556323	7	298460	
CBG 2100 MS	790304	52556265	8		
CBG 2100 FO	790305	52556265	8	298460	
CBG 2300 MS	790306	52556315	9		
CBG 2300 FO	790307	52556315	9	298460	
CBG 2450 MS	790308	52515069	9		
CBG 2450 MS / MLT 845	790677	52515069	9		
CBG 2450 FO	790309	52515069	9	298460	
CBG 2450/1700 MS	52549720	52515069	9	52549708 (side)	
CBG 2450/1700 FO	52549810	52515069	9	298460	
CBG 2480/2000 MS	790656	317295	18		
CBG 2480/2600 MS	790658	317295	18		
CBG 2450/1600 EN	52000563		9		
CBG 2480/2200 EN	790657	317295	18		
CBA 1500/2050 DA LDR	52000489/ 939391*	52531164	8		
CBA 2000/2250 LDR	790541	52522654	9		
CBA 1500/2450 LDR	570548/ 939388*	52515069	9		
CBA 2000/2450 LDR	570552/ 939389*	52515069	9		
CBA 2450/2200 EN	52000524	52515961	9		
CBA 2500/2000 LDR MHT	744046	738026	18		
CBA 2500/2000 LDR MHT	939160	738026	18		
CBA 2500/2450 LDR	570554/ 939390*	52515069	9		
CBA 2500/3000 LDR MHT	744047	738026	18		
CBA 2500/3000 LDR MHT	939161	738026	18		
CBA 2500/3200 EN	52000125	52509743	9		
CBA 2500/4000 LDR	52000060	52522734	9		
CBA 2500/4000 LDR MHT	939162	52522734	9		
CBA 2500/4000 LDR MHT	52000534	53015163	9		
CBA 3000/2500 LDR	500701/ 939415*	52522734	9		
CBR 730/1850 LDR	52000369	52556323	7		
CBR 1000/2450 LDR	52000370	52515069	9		
CBR 2500/1000	744050	934301	18		
CBR 2500/1500	732625	934301	18		
CBR 2500/1000	939165	934301	18		
CBR 2500/1500	939166	934301	18		
CBR 2500/2000 LDR MHT	52000532	53015163	9		
CB4x1 700/1950	751402			239377	48949
CB4x1 850/2300	751401			239377	48949
CB4x1 900/2450	751465			239377	48949
CBC 650/1850	654773			52512882 + 52512881	48949
CBC 700/1950	654772			52512882 + 52512881	48949
CBC 750/2100	654475			52512882 + 52512881	48949
CBC 800/2300	654471/ 52000363			52512882 + 52512881	48949
CBC 900/2450	654471/ 52000364			52512882 + 52512881	48949



E-Reco, an attachment recognition system for greater simplicity

Manitou is offering, as standard, the attachment-recognition system on its new-generation of rotary telescopic trucks MRT EASY and MRT PRIVILEGE +.

The system uses RFID radio-identification technology, very widely used in industry and retail.

This autonomous technique can remotely recover and record data. The machine detects the attachment at the head of the boom, analyses its data and directly proposes the corresponding working configuration (working envelope + movement speed + safety).

This technology provides the load chart in real time, taking into account the rotation angle of the turret and the position of the machine's stabilisers and in accordance with the mobile crane standard.

NOTES



A series of horizontal dotted lines for writing notes.

NOTES



A series of horizontal dotted lines for writing notes.

NOTES













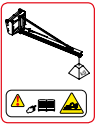

A series of horizontal dotted lines for writing notes.

NOTES



A series of horizontal dotted lines for writing notes, spanning the width of the page.

TABLE SYMBOL

	No predisposition required
	Hydraulic line
	Return piping to hydraulic oil tank
	Electric predisposition
	Platform predisposition
	Tyre handler, cylinder handler predisposition
	Please contact your Manitou subsidiary (special solution request required)
	Round bale
	Square bale
	Wrapped bale
	Suspended load : read user manual
	Machine equipped with attachment recognition system



Agriculture



Construction



Industry

Your dealer:



Head office
B.P. 10249 - 430 rue de l'Aubinière
44158 Ancenis Cedex - France
Tel.: 00 33 (0)2 40 09 10 11
Fax: 00 33 (0)2 40 09 10 97



This publication provides a description of the configuration versions and options for Manitou products, which may differ for equipment. The equipment presented in this brochure may be part of a series, as an option, or it may not be available, depending on the versions. Manitou reserves the right, at any time and without notice, to amend the specifications described and represented. The specifications provided do not bind the manufacturer. For more details, please contact your Manitou agent. This is not a contractually binding document. The presentation of the products is not contractually binding. List of specifications is non-exhaustive. The logos, as well as the visual identity of the company, are owned by Manitou and cannot be used without authorization. All rights reserved. The photos and diagrams contained in this brochure are only provided for consultation and information purposes. Manitou BF SA – Limited company with board of directors – Share capital: 39,547,824 euros - 857 802 508 RCS Nantes